



# AUA

*American University of Armenia*



# New Faculty Orientation AUA Students: An Overview

*Spring 2024*

# AUA Students



# What do we know about freshman students?

The average year of birth of freshman students is around **2003**

Now referred to as Generation Z (Gen Z)

- Also known as Generation Y, Digital Natives, Generation Me, Generation Rent and Echo Boomers: born between 1997-2012
- The first generation to grow up **totally immersed digital technology**
- This generation can access content anywhere, anytime and on any device
- **This generation is skeptical, about everything = Active Learners**

# What do we know about freshman students?

## For freshman students:

(The) Amazon isn't first thought of as a river in South America (Wildberries)

The Communist Party has never been the official political party in Russia – or the official political party in Armenia

Music has always been available via (free) downloads/streaming.

Hybrid/electric automobiles have always been mass produced

If you say “around the turn of the century,” they may well ask you, “which one?”

# What do we know about freshman students?


All undergraduate admits were **born after the 1988 Armenian earthquake** and **never lived in the Armenian Soviet Socialist Republic.**

All undergraduate admits have **never lived in a world without Wikis** (started in 2001)

Most undergraduate **admits never lived in a world without the Internet** (some debate but 1993-1994)

Have been exposed to Artificial Intelligence for over a year (\*2 years)

# AUA Students

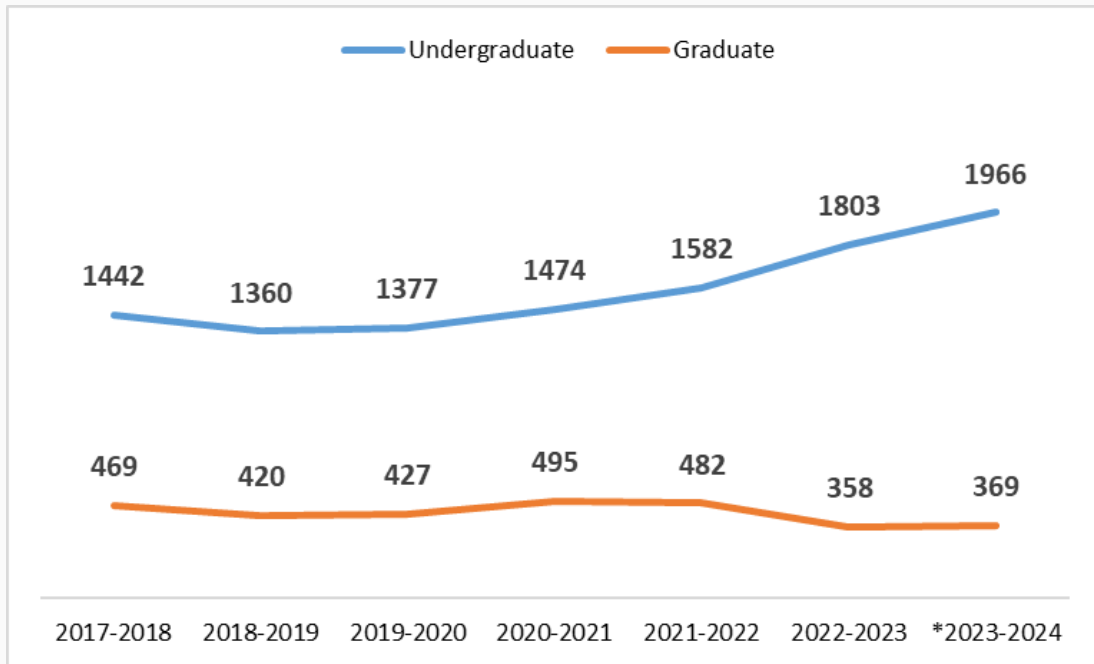


**Undergraduate**  
**Graduate**

**1966**  
**369**



# Enrollees \*



## Fall 2023

### Undergraduate enrollees

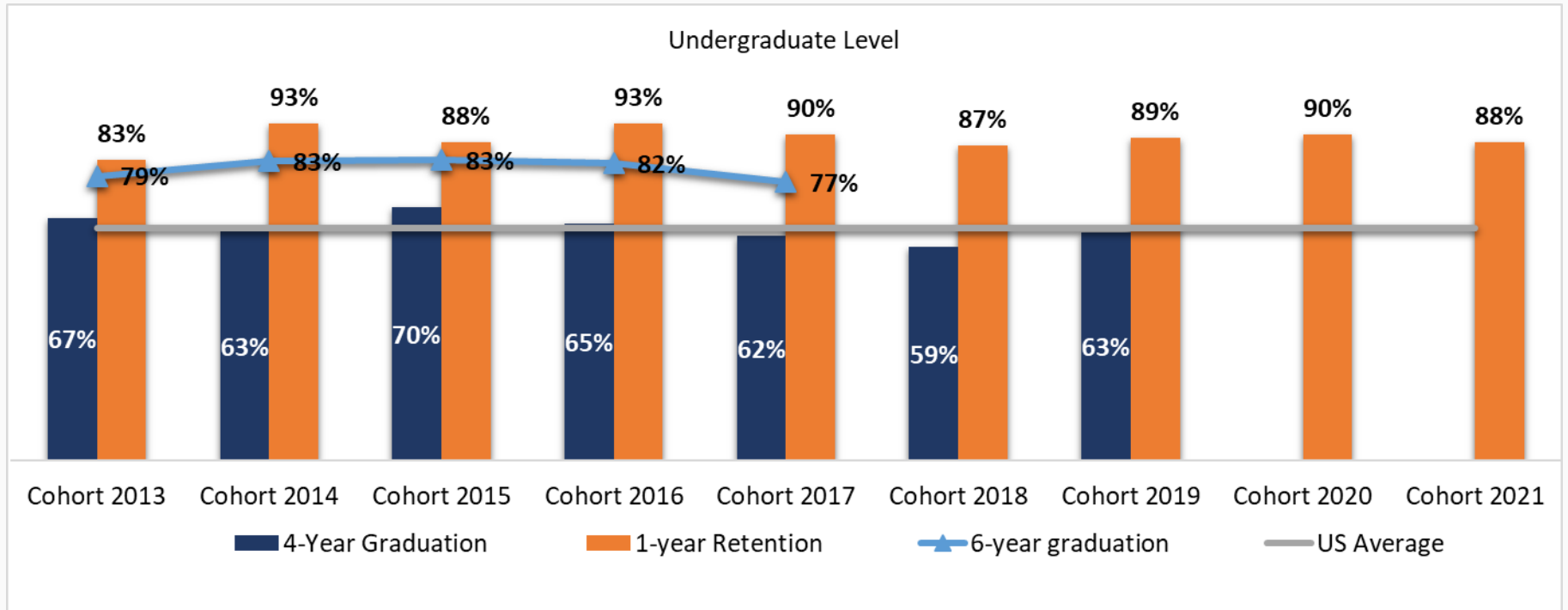
Female	59%
Male	41%
Non-RoA Citizens	7%

### Graduate enrollees

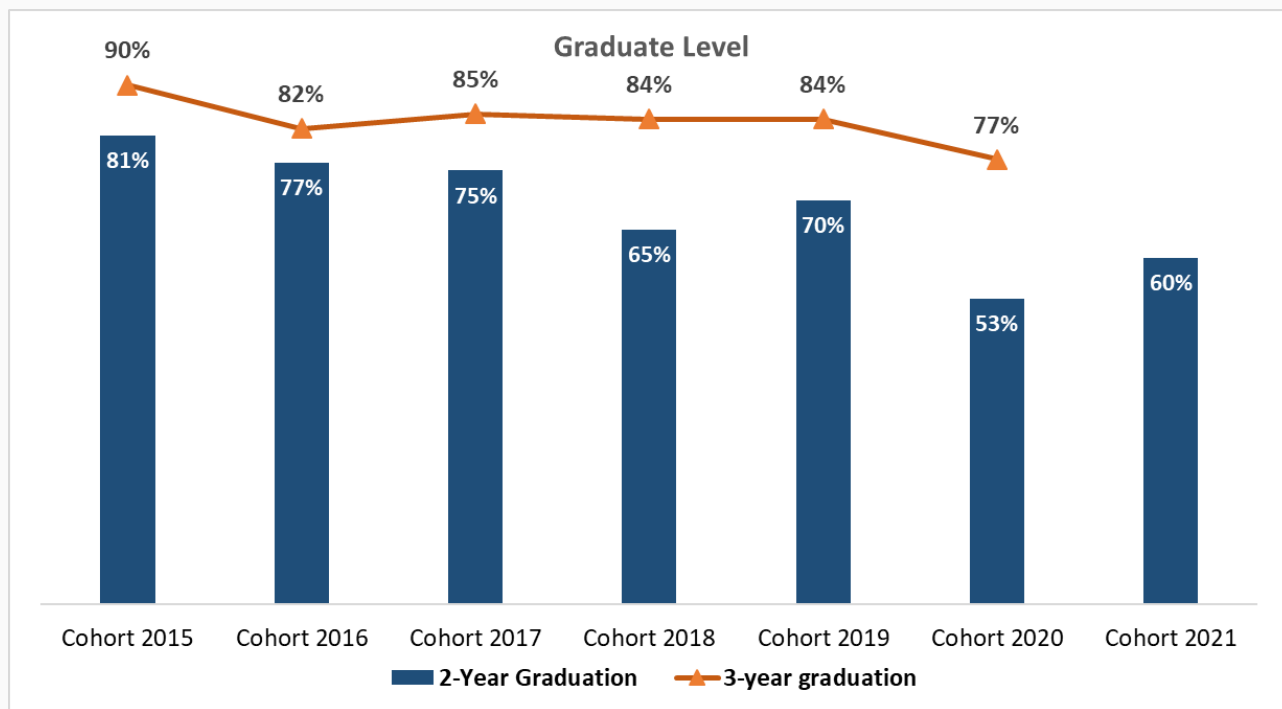
Female	66%
Male	34%
Non-RoA Citizens	12%



# Graduation Rate : Undergraduate

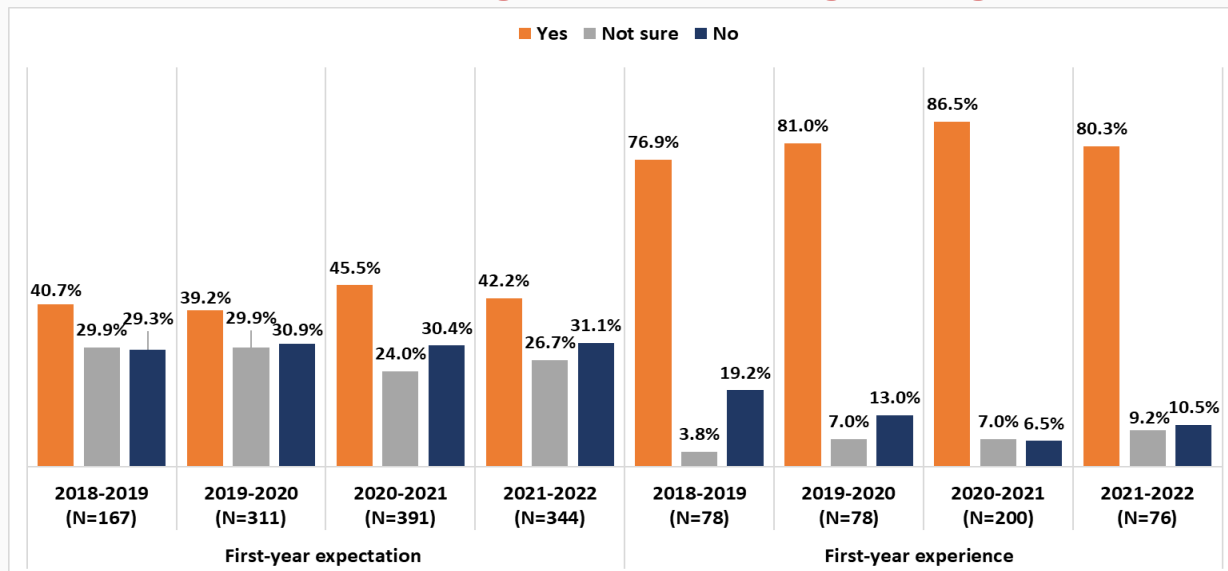


# Graduation Rate: Graduate



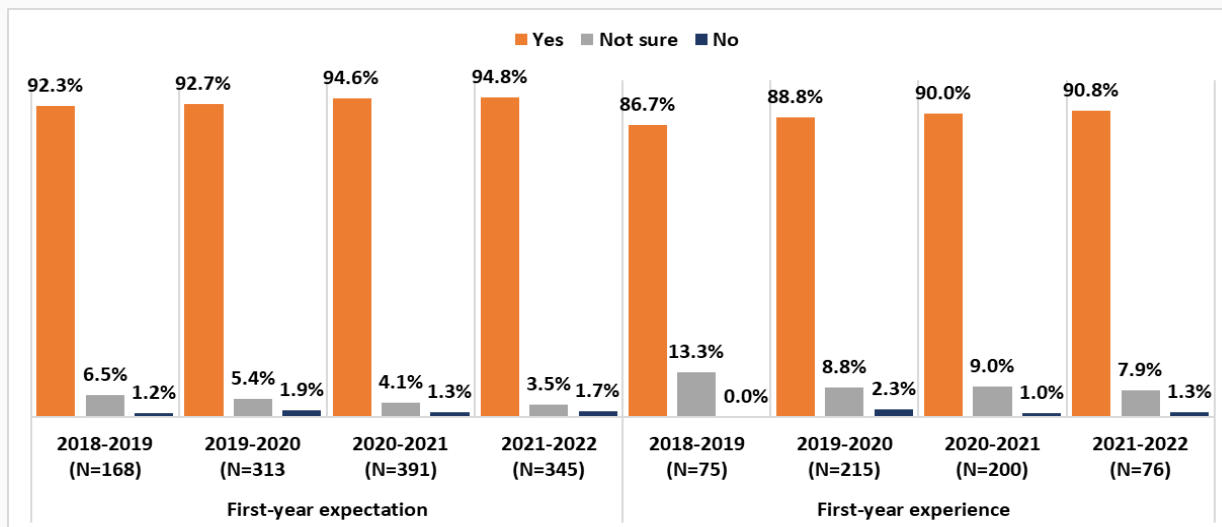
# What we hear from our freshman students?

## Level of experiencing the stress regarding studies:



# What we hear from our freshman students?

## Expectation of graduation in four years:



# Freshman Student Survey Results

## First-Year Expectations

- **60%** expects **to work**
- **42%** expects to experience the **stress** regarding studies
- **18%** expects to experience difficulties when learning **new material**
- **33%** expects to experience difficulties when **managing their time**

## First-Year Experience

- **37%** **worked**
- **80%** experienced the **stress** regarding studies
- **39%** experienced difficulties when learning **new material**
- **63%** experienced difficulties when **managing their time**

# What else?

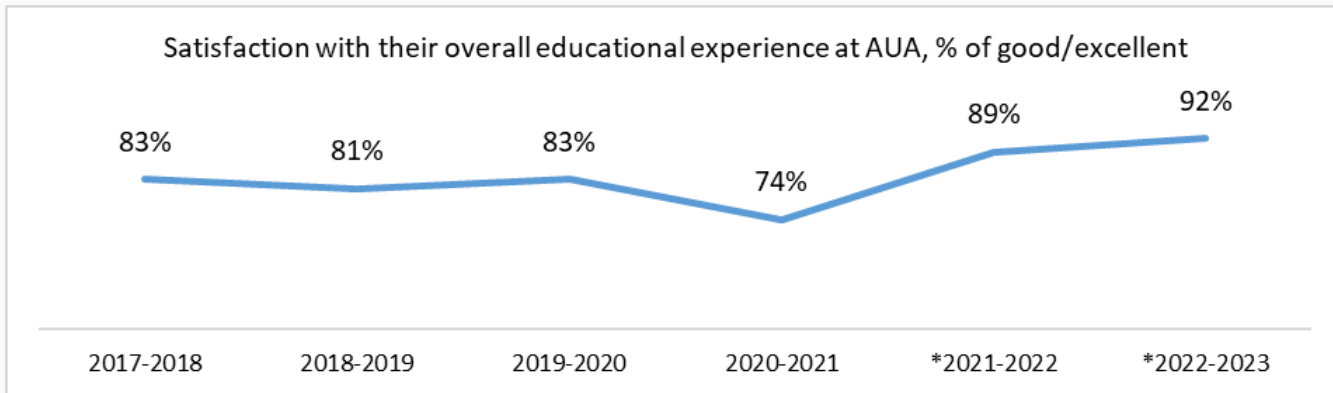


## 2022-2023 Undergraduate Graduating Students Exit Survey

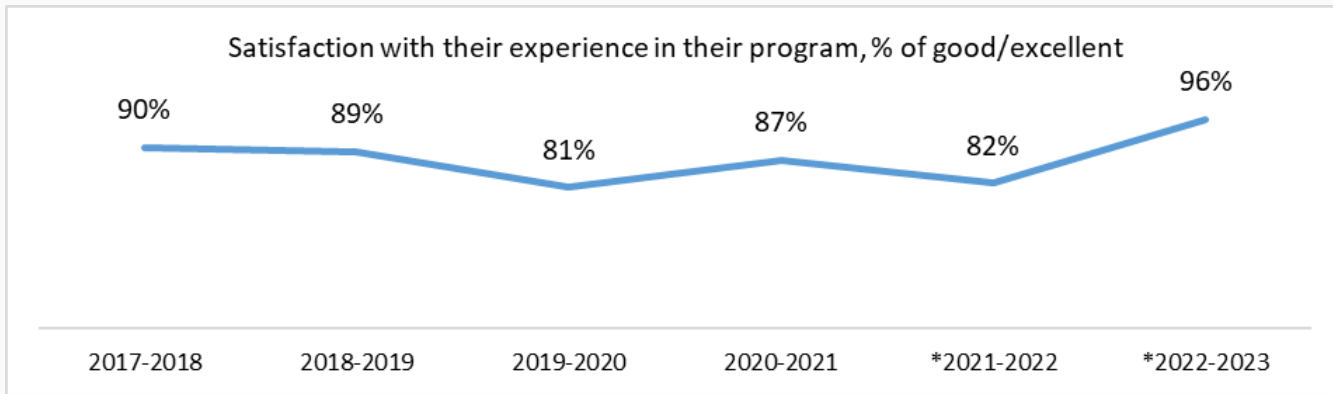
- 86% are net **promoters** of AUA
- 78% agreed that the **interactions** between students & faculty are characterized by **mutual respect**
- 62% reported difficulties with **balancing studies, work & home/family life**
- 76% agreed that the courses taken were well taught

# Graduating Students Exit Survey Results

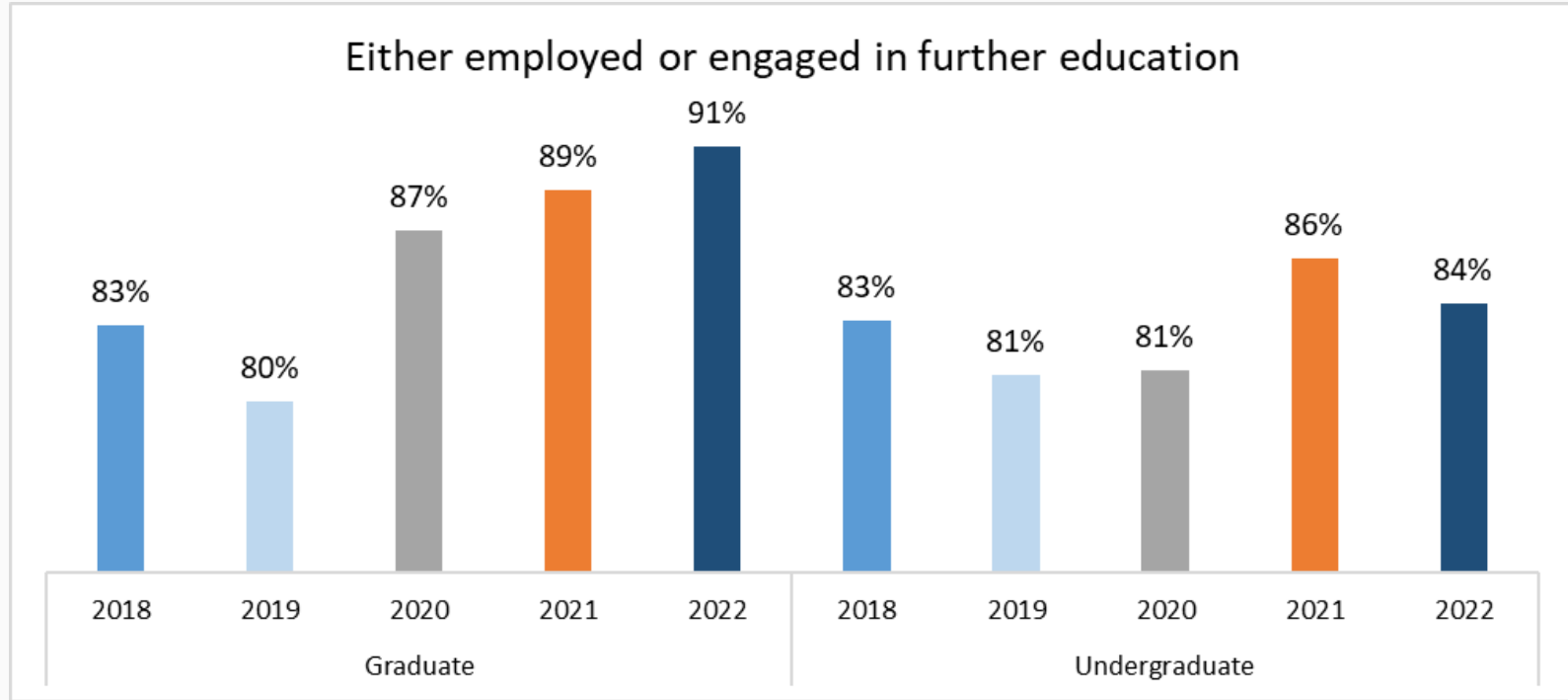
## Undergraduate



## Graduate



# Retention/Graduation: What else?





# Office of Institutional Research and Assessment (OIRA) Website

[iro@aua.am](mailto:iro@aua.am)  
<https://ira.aua.am/>

Copyright © 2024 American University of Armenia