



American University of Armenia
Հայաստանի Ամերիկյան Համալսարան

A US-accredited institution
affiliated with the University
of California providing a
global education in Armenia

2012 Alumni Survey

Contents

[Methodology](#)

[Response Rate and Background Profile](#)

[Further Education](#)

[Employment and Career](#)

[Evaluation of AUA](#)

[Keeping in Touch with AUA and Alumni Activities](#)

Methodology

Main topics of survey questionnaire:

- Alumni Employment and Career
- Alumni Evaluation of AUA
- Keeping in Touch with AUA and Alumni Activities

Demographic data collected:

- Age
- Citizenship
- Gender

The 2012 Alumni Survey was administered to 1993 - 2010 AUA graduates. The link to the survey questionnaire was e-mailed to 1608 alumni on November 19, 2012, and survey responses were collected through December 9, 2012.

A total of 746 alumni completed the survey, thus denoting a **response rate of 46.4 %**.

Upon completion of the on-line survey, data were generated through SPSS: statistical analyses such as frequencies, cross-tabulations, and mean average of the responses were performed.

Response Rate and Background Profile

Response Rate Compared to the Sample Size		
Degree Name	N of Alumni in Sample	Respondents N (%)
Master of Science in Earthquake Engineering (MS EE)	27	13 (48.1)
Master of Engineering in Industrial Engineering and Systems Management (ME IESM)	231	92 (39.8)
Master of Science in Computer and Information Science (MS CIS)	100	51 (51.0)
Master of Business Administration (MBA)	556	246 (44.2)
Master of Public Health (MPH)	135	73 (54.1)
Master of Arts in Teaching English as a Foreign Language (MA TEFL)	71	39 (54.9)
Master of Political Science and International Affairs (MPSIA)	300	143 (47.7)
Master of Laws (LL.M.)	114	58 (50.9)
Master of Comparative Legal Studies (MCLS)	74	31 (41.9)
Total	1608	746 (46.4)

Response Rate and Background Profile (Cont'd)

Response Rate by Year of Graduation		
Year of graduation	N of Respondents	% of Total Respondents
1993-1995	80	10.7
1996-1998	115	15.4
1999-2001	118	15.9
2002-2004	140	18.7
2005-2007	170	22.8
2008-2010	123	16.5
Total	746	100

Respondents' Age			
Current age	Frequency	Percent	Cumulative Percent
up to 29	105	14.1	14.1
30-34	163	21.8	35.9
35-39	203	27.2	63.1
40-44	137	18.4	81.5
45-49	75	10.1	91.6
50 and over	63	8.4	100
Total	746	100	

Alumni Further Education After Graduation

Further Education after Graduation from AUA: N (%)	
Have done further studies or are currently enrolled	267 (35.8)
Have not done further studies	479 (64.2)
Total	746 (100)

Location of Further Education after Graduation from AUA: N (%)	
Elsewhere outside of Armenia	219 (74.5)
Elsewhere in Armenia	55 (18.7)
American University of Armenia (AUA)	20 (6.8)
Total	294 (100)

Type of Further Education after Graduation from AUA: N (%)	
Master's degree (MA, MS, ME, etc.)	97 (33.0)
Doctoral degree (PhD, EdD, etc.)	83 (28.2)
Professional (i.e. Law, Medicine)	41 (13.9)
Other	73 (24.8)
Total	294 (100)

Alumni Employment and Career

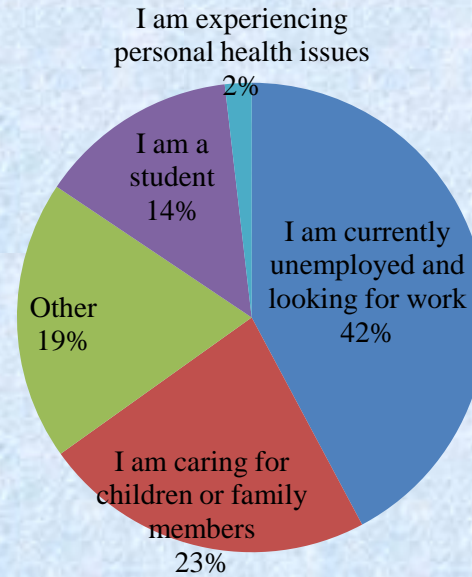
Finding Employment after Graduation: N (%)			
	Frequency	Percent	Cumulative Percent
I was employed prior to graduation	340	45.6	45.6
0- 3 months after graduation	219	29.4	74.9
4-8 months after graduation	89	11.9	86.9
9-16 months after graduation	47	6.3	93.2
Over 16 months	41	5.5	98.7
I am still seeking employment	10	1.3	100
Total	746	100	

Methods for Securing First Job after Graduation	Alumni Survey 2012 (%)	Alumni Survey 2007 (%)
I was already working	30.7	35.6
A friend or relative	28.1	27.4
AUA Alumni and Career Development Office (ACDO)	15.8	23.7
Non-AUA employment/placement agency	6.8	18.5
Newspaper advertisement	4.2	5.2
Internship	3.8	-
I have not been employed since finishing my degree at AUA.	2.2	-
Other	8.3	8.1
Total	100	100

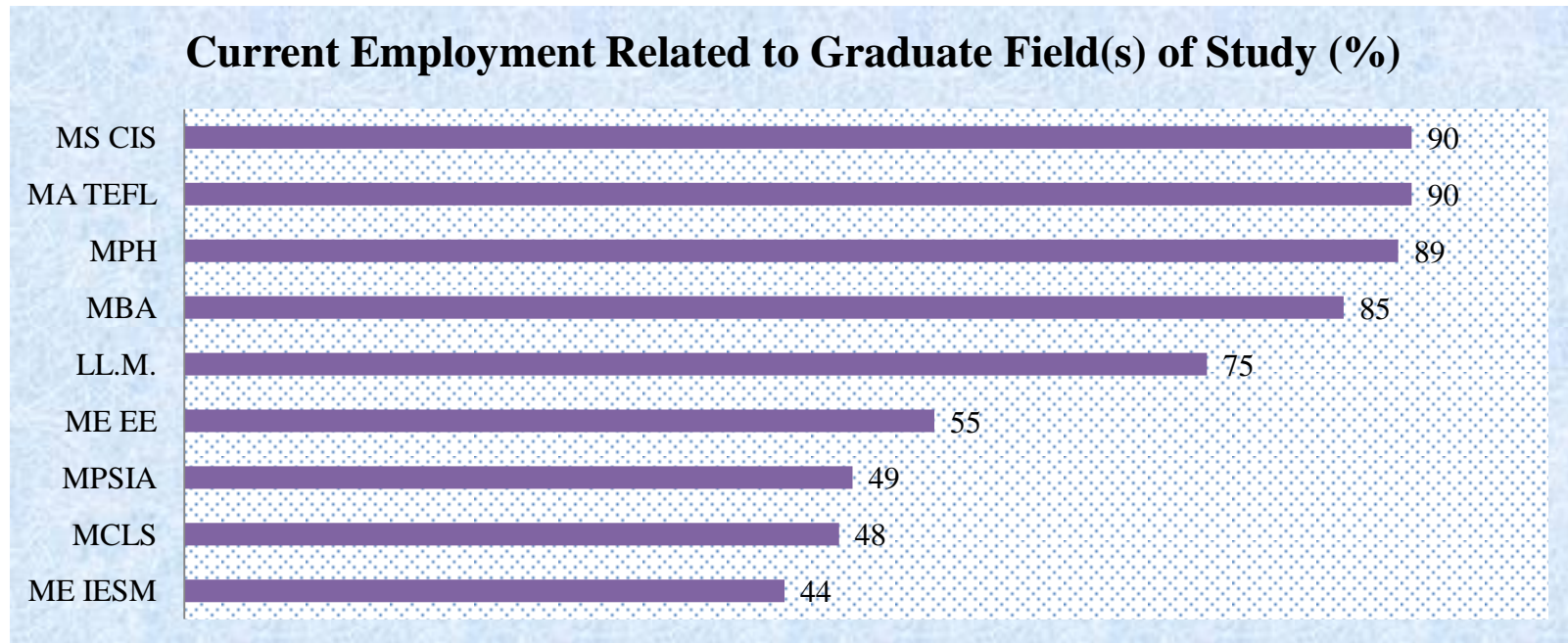
Alumni Employment and Career (Cont'd)

Current Employment: N (%)	
	Total
I am working FULL-TIME in a paid position.	572 (76.7)
I am working PART-TIME in a paid position.	65 (8.7)
I am not working in a paid position.	109 (14.6)

Reasons for not Working in a Paid Position (%)

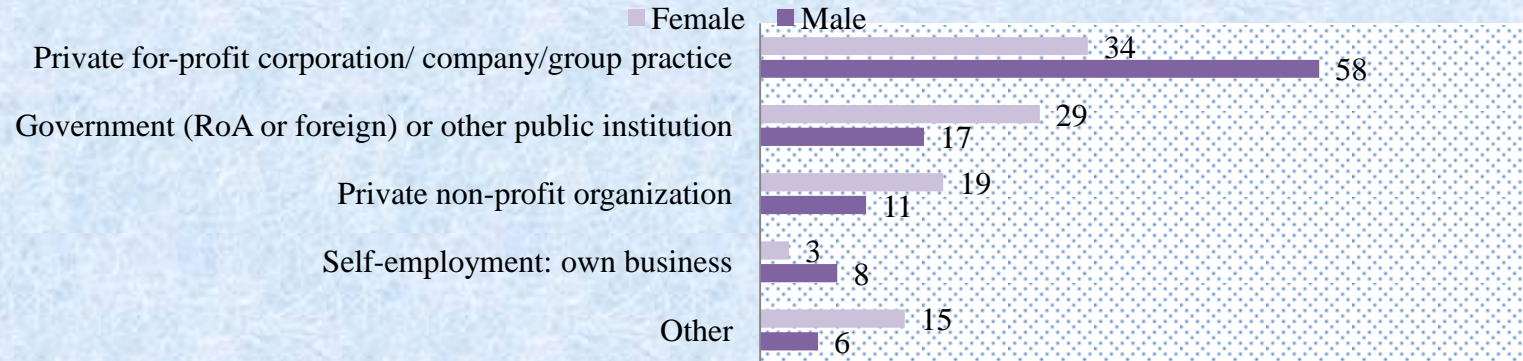


Alumni Employment and Career (Cont'd)

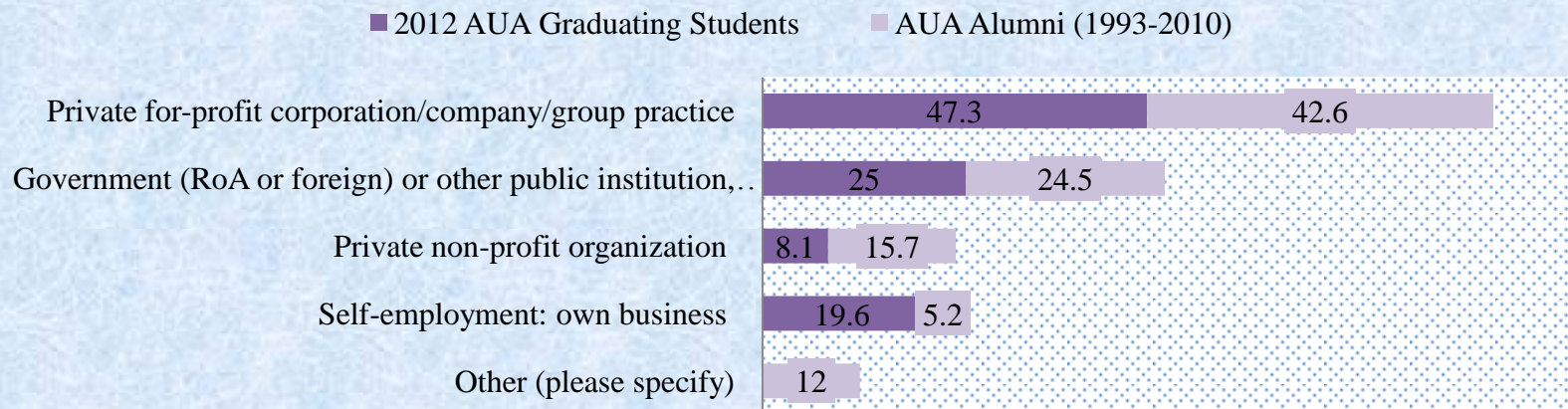


Alumni Employment and Career (Cont'd)

Principal Employment by Gender (%)



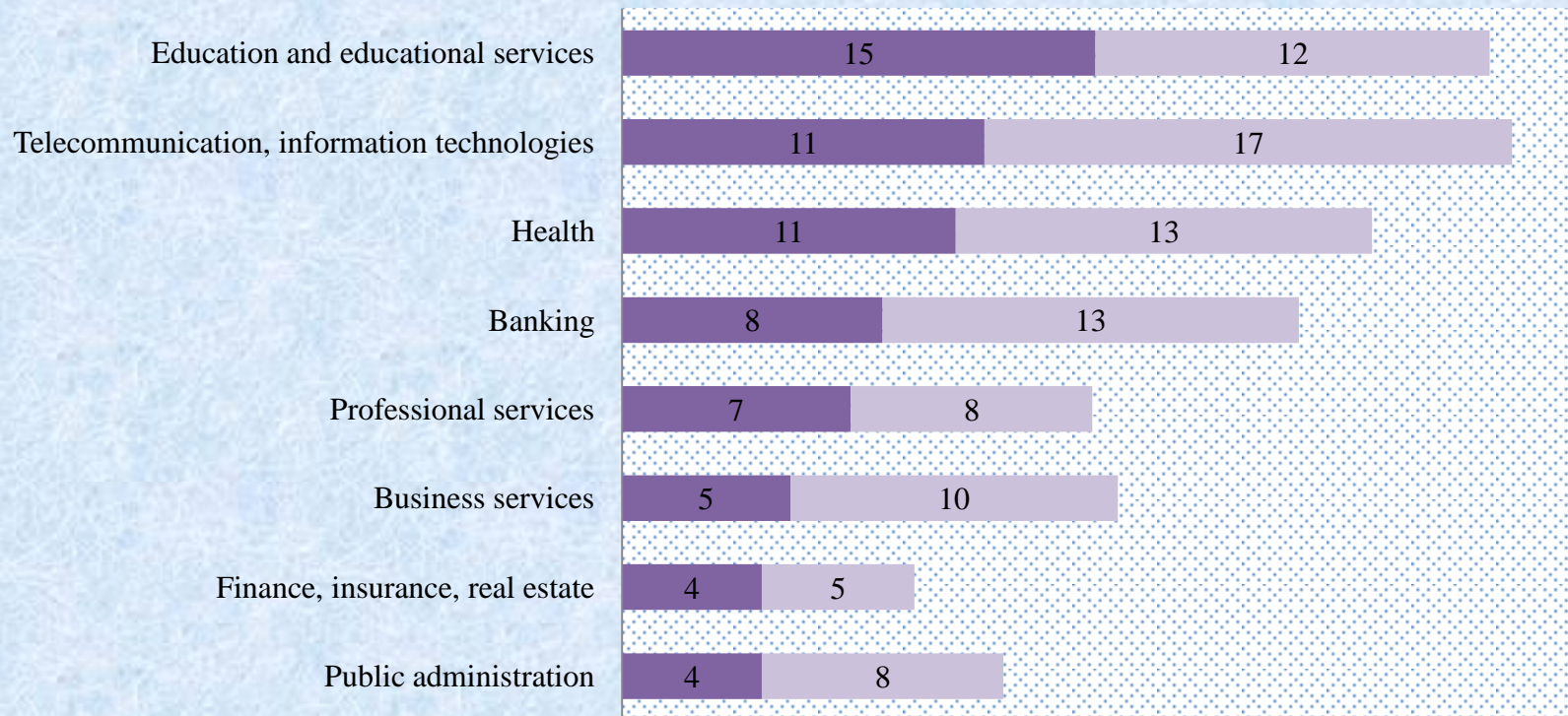
Job Search: Potential vs. Current Employment (%)



Alumni Employment and Career (Cont'd)

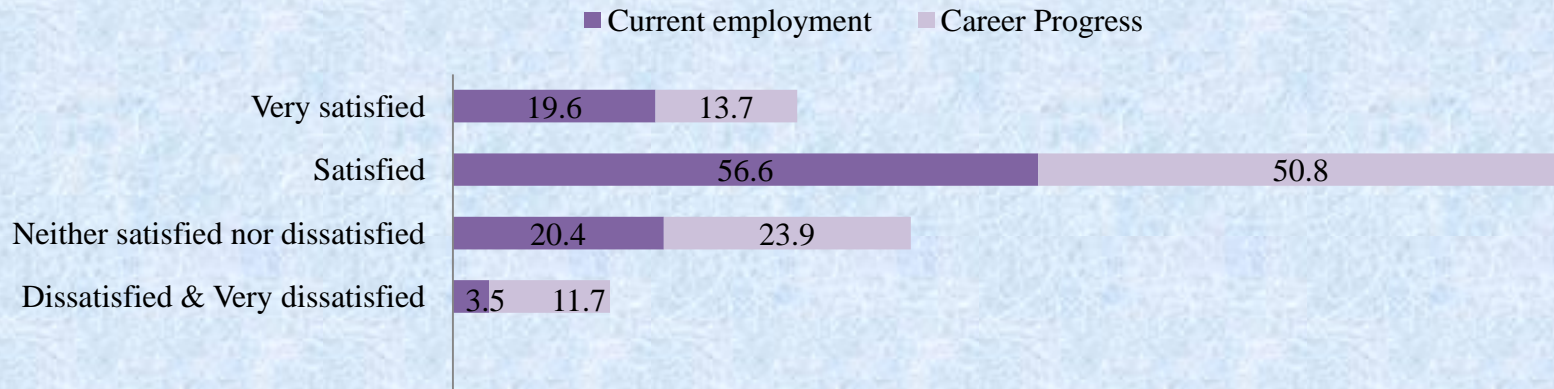
Major Industries of Employment

■ AUA Alumni 1993-2010 ■ 2012 GSES




Alumni Employment and Career (Cont'd)

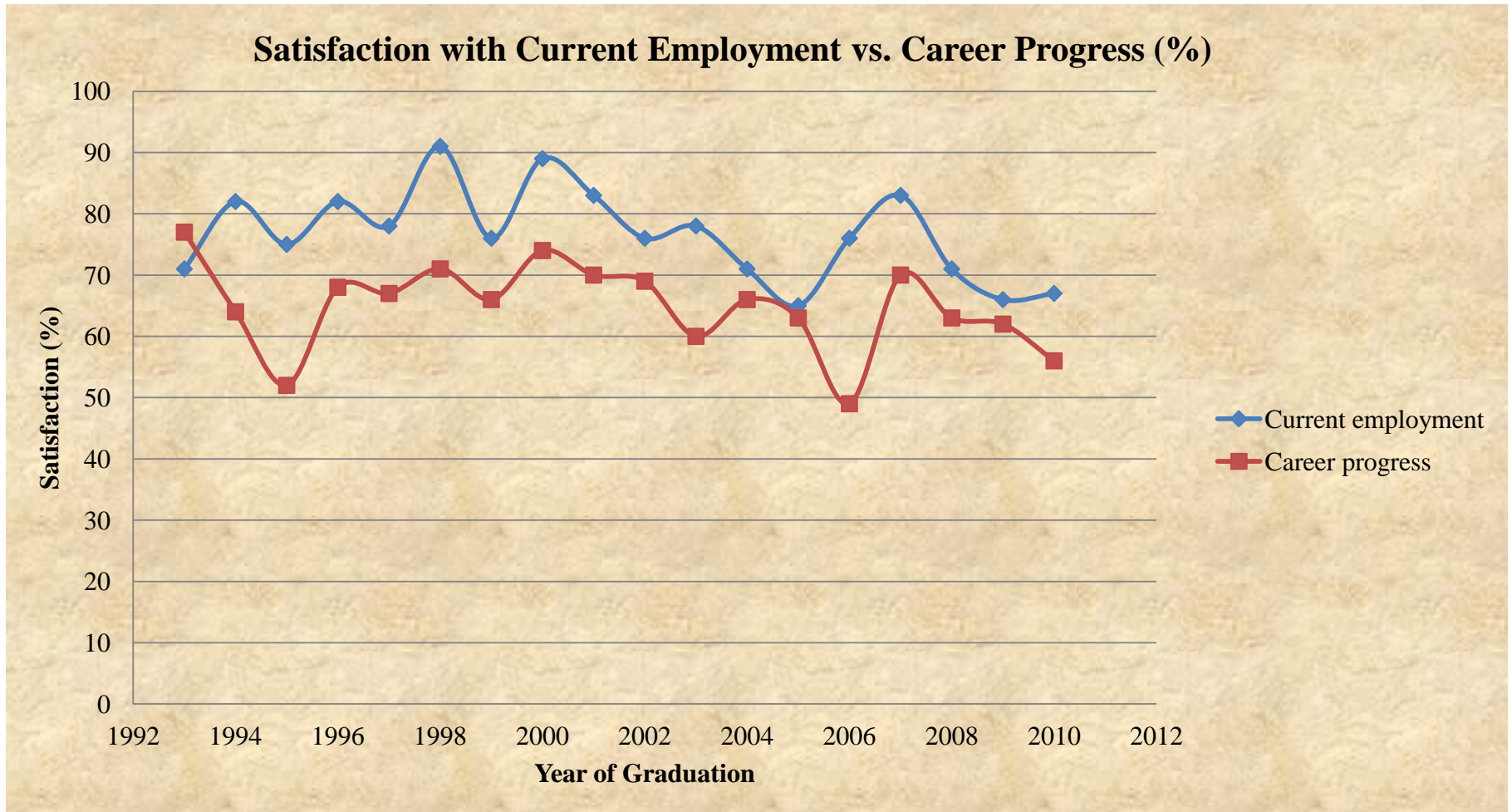
Satisfaction with Current Employment vs. Career Progress



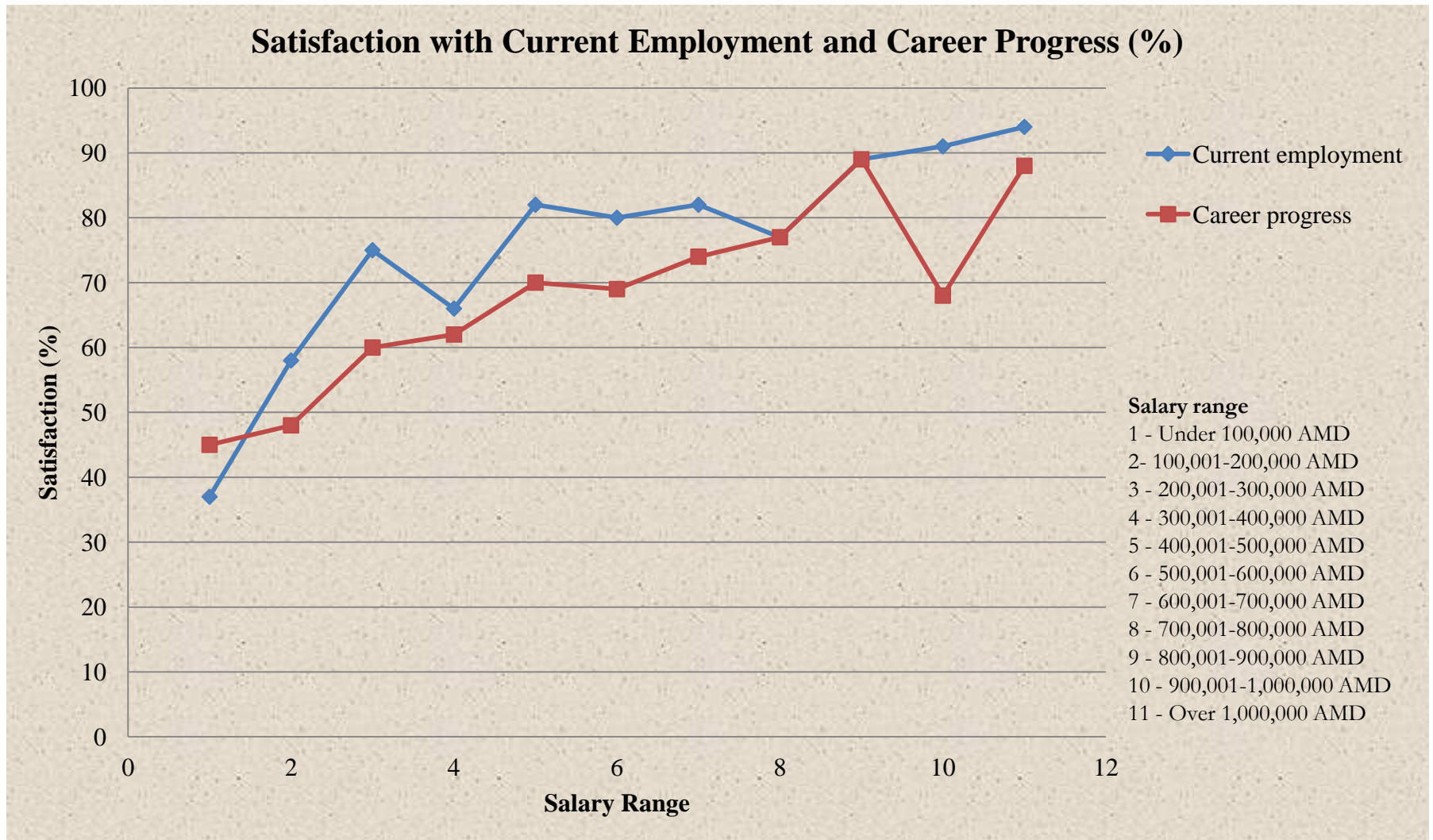
Satisfaction with Current Employment vs. Career Progress (Cumulative %)



Alumni Employment and Career (Cont'd)



Alumni Employment and Career (Cont'd)



Alumni Employment and Career (Cont'd)

Satisfaction with Current Employment and Career Progress by Age: % and Mean*							
	up 29	30-34	35-39	40-44	45-49	50 and over	Total
CURRENT employment %	71	73	80	79	73	78	76.2
Mean	2.1	2.1	2.0	2.0	2.0	2.0	2.1
Career Progress %	62	64	69	65	61	57	64
Mean	2.3	2.4	2.2	2.3	2.4	2.4	2.3

**Cumulative percentage of those choosing "very satisfied" and "satisfied." Scale from 1 to 5 (1 = very satisfied and 5 = very dissatisfied)*

Satisfaction with Current Employment and Career Progress by Degree: % and Mean*										
	MS EE	ME IESM	MS CIS	MBA	MPH	MATEFL	MPSIA	LL.M.	MCLS	Total
Current employment %	55	74	84	81	76	67	70	77	78	76.2
Mean	2.5	2.1	2.0	2.0	2.0	2.2	2.2	2.0	2.0	2.1
Career Progress %	46	66	75	65	68	59	58	73	58	64.5
Mean	2.6	2.4	2.1	2.3	2.2	2.4	2.5	2.2	2.5	2.4

**Cumulative percentage of those choosing "very satisfied" and "satisfied." Scale from 1 to 5 (1 = very satisfied and 5 = very dissatisfied)*

Alumni Employment and Career (Cont'd)

Individual Monthly Salary Range after Taxes by Gender: N (%)				
	Male		Female	
Over 1,000,000 AMD	75 (32)	116 (49)	64 (16)	95 (24)
900,001-1,000,000 AMD	11 (5)		11 (3)	
800,001-900,000 AMD	9 (4)		10 (2)	
700,001-800,000 AMD	21 (9)		10 (2)	
600,001-700,000 AMD	13 (6)	81 (34)	21 (5)	146 (36)
500,001-600,000 AMD	23 (10)		32 (8)	
400,001-500,000 AMD	18 (8)		49 (12)	
300,001-400,000 AMD	27 (11)		44 (11)	
200,001-300,000 AMD	17 (7)	39 (17)	60 (15)	161 (40)
100,001-200,000 AMD	14 (6)		71 (18)	
Under 100,000 AMD	8 (3)		30 (7)	
Total	236		402	
<i>Highlighted in blue is the salary range level with relatively equal gender distribution.</i>				

Median Individual Monthly Salary Range after Taxes – 400,001-500,000

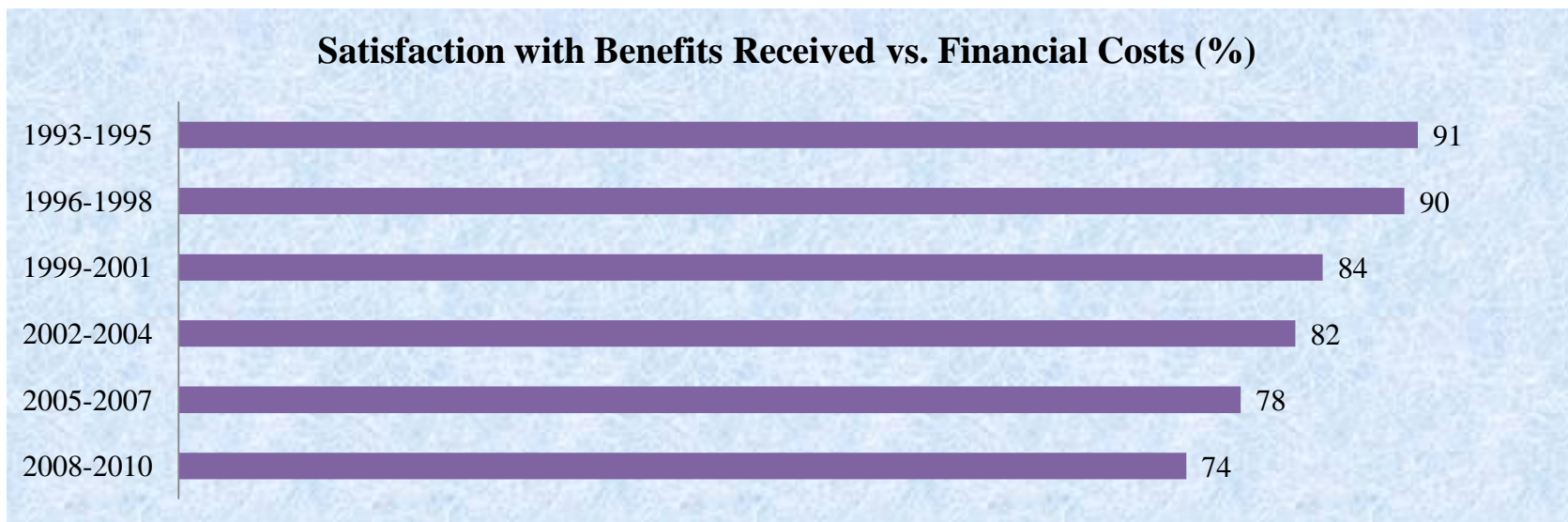
Alumni Employment and Career (Cont'd)

Salary Range by Year of Graduation: N (%)							
	1993-1995	1996-1998	1999-2001	2002-2004	2005-2007	2008-2010	Total
Over 1,000,000	33 (49)	29 (29)	26 (26)	25 (21)	22 (16)	4 (4)	139 (22)
800,001-1,000,000	4 (6)	11 (11)	7 (7)	7 (6)	8 (6)	4 (4)	41 (6)
600,001-800,000	10 (15)	18 (18)	13 (13)	10 (8)	7 (5)	7 (6)	65 (10)
400,001-600,000	7 (10)	21 (21)	27 (27)	26 (21)	26 (18)	15 (14)	122 (19)
200,001-400,000	7 (10)	13 (13)	19 (19)	27 (22)	42 (30)	40 (37)	148 (23)
Up to 200,000	6 (9)	9 (9)	7 (7)	26 (21)	36 (26)	39 (36)	123 (19)
Total	67	101	99	121	141	109	638

Alumni Employment and Career (Cont'd)

Benefits Received from Attending AUA Were Worth the Financial Costs by Degree: % and Mean*										
	MS EE	ME IESM	MS CIS	MBA	MPH	MA TEFL	MPSIA	LL.M.	MCLS	Total
%	92	84	72	90	76	85	78	76	74	82.2
Mean	1.6	1.8	2.1	1.6	1.9	1.7	1.9	2.1	2.0	1.8

** Cumulative percentage of those choosing "strongly agree" and "agree." Scale from 1 to 5 (1= strongly agree and 5= strongly disagree).
Missing values excluded.*



Alumni Evaluation of AUA

Evaluation of AUA: Measures	Alumni Survey 2012		Alumni Survey 2007		GSES** 2012	
	%*	Mean	%	Mean	%	Mean
My graduate degree was essential for obtaining my first job after graduation.	71.2	2.1	-	-	-	-
My graduate school experiences were relevant to my career goals.	79.0	2.0	-	-	80.1	1.9
My program provided me with the skills needed in my field.	81.8	2.0	72.7	2.2	80.7	2.0
My program was intellectually challenging and stimulating.	87.4	1.9	81.7	2.0	84.7	1.9
The courses I took were valuable for my future career.	81.9	2.0	68.2	2.2	79.3	2.0
AUA prepared me well to address the needs of Armenia and the region.	55.5	2.4	48.1	2.5	-	
AUA values academic excellence and freedom of inquiry	82.0	1.9	82.2	1.9	-	
AUA values me as an alum.	65.4	2.3	-	-	-	
I would recommend AUA to prospective students.	88.3	1.7	72.6	2.1	-	
<p>*Cumulative percentage of those choosing “strongly agree” and “agree.” Scale from 1 to 5 (1= strongly agree and 5= strongly disagree). Missing values excluded. ** Graduate Student Exit Survey</p>						

Alumni Evaluation of AUA (Cont'd)

Measures of Evaluation of AUA: %* and Mean	%	Mean
My graduate degree was essential for obtaining my first job after graduation.	71.2	2.1
My graduate school experiences were relevant to my career goals.	79.0	2.0
My program provided me with the skills needed in my field.	81.8	2.0
My program was intellectually challenging and stimulating.	87.4	1.9
The courses I took were valuable for my future career.	81.9	2.0
AUA prepared me well to address the needs of Armenia and the region.	55.5	2.4
AUA values academic excellence and freedom of inquiry.	82.1	1.9
AUA values me as an alum.	65.4	2.3
I would recommend AUA to prospective students.	88.4	1.7
*Cumulative percentage of those choosing "strongly agree" and "agree." Scale from 1 to 5 (1= strongly agree and 5= strongly disagree). Missing values excluded.		

Evaluation of the Overall Experience at AUA by Degree: N (%) and Mean*										
	MS EE	ME IESM	MS CIS	MBA	MPH	MA TEFL	MPSIA	LL.M.	MCLS	Total
Excellent	2 (15)	32 (35)	16 (31)	74 (30)	21 (29)	11 (28)	43 (30)	15 (26)	11 (35)	225 (30.2)
Very good	10 (77)	46 (50)	24 (47)	140 (57)	48 (66)	24 (62)	77 (54)	33 (57)	14 (45)	416 (55.8)
Satisfactory	1 (8)	14 (15)	11 (22)	31 (13)	4 (5)	4 (10)	21 (15)	10 (17)	6 (19)	102 (13.7)
Unsatisfactory	0 (0)	0 (0)	0 (0)	1 (0)	0 (0)	0 (0)	2 (1)	0 (0)	0 (0)	3 (0.4)
Mean	1.9	1.8	1.9	1.8	1.8	1.8	1.9	1.9	1.8	1.8
Scale from 1 to 5 (1= excellent and 5= very poor). Missing values excluded.										

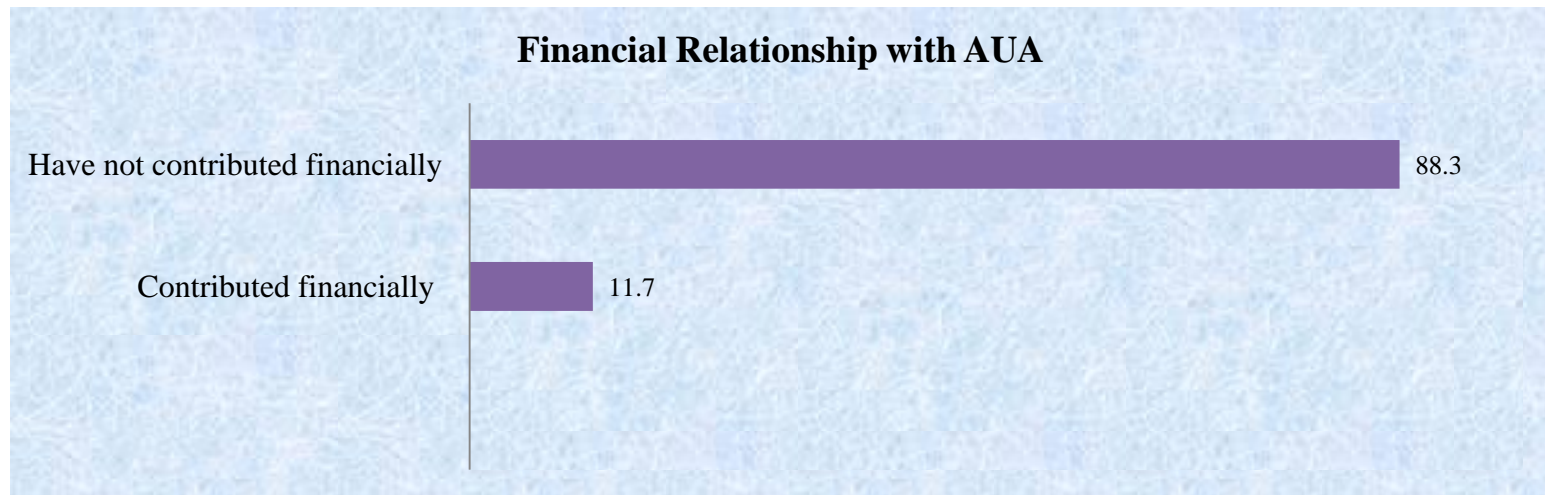
Alumni Evaluation of AUA (Cont'd)

Skills	Survey	Mean*	Skills	Survey	Mean
English writing skills	2012 AS**	5.4	English speaking skills	2012 AS	5.4
	2012 GSES***	4.75		2012 GSES	4.91
Ability to critically analyze ideas and information	2007 AS	5.6	Ability to plan and carry out projects independently	2007 AS	5.36
	2012 GSES	5.4		2012 AS	5.4
	2012 GSES	5.17		2012 GSES	5.23
Ability to solve analytical problems	2007 AS	5.44	Applying scientific methods of inquiry	2007 AS	5.65
	2012 AS	5.3		2012 AS	5.2
	2012 GSES	5.18		2012 GSES	4.91
Ability to function as part of a team	2012 AS	5.4	Effective time management	2007 AS	5.39
	2012 GSES	5.28		2012 AS	5.2
Computer skills	2007 AS	5.3	Network with others in the field	2007 AS	4.94
	2012 AS	5.2		2012 AS	5.0
	2012 GSES	4.19		2012 GSES	4.69
Ability to lead and guide others	2007 AS	4.87	Understanding philosophies and cultures different from my own	2012 AS	5.2
	2012 AS	5.0	Understanding myself: my abilities, interests, limitations and personality	2012 AS	5.2
Submitting papers for publication	2007 AS	4.51	Making presentations	2007 AS	5.55
	2012 AS	4.8		2012 AS	5.5
	2012 GSES	4.18		2012 GSES	5.36
<p>*Scale from 1 to 7 (1=contributed not at all and 7=contributed tremendously). Missing values excluded. ** Alumni Survey *** Graduate Student Exit Survey</p>					

Keeping in Touch with AUA and Alumni Activities

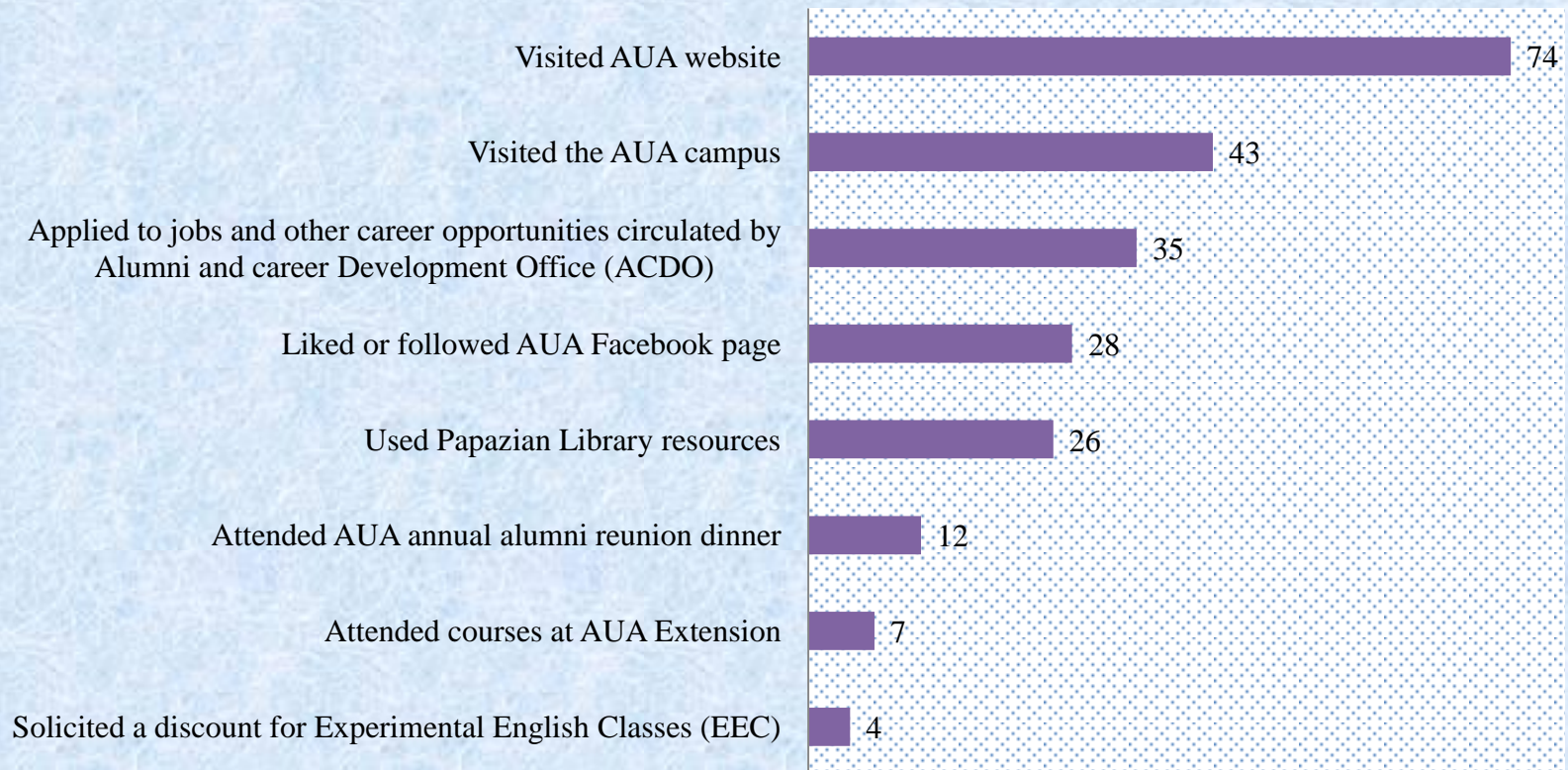
How Important are the Following for Your Connection to AUA?	%*	Mean
AUA as a whole	88.6	1.8
Friendships and connections from AUA	84.3	1.8
Your degree program	84.2	1.9
Your class/ cohort	75.2	2.1
Your advisor	61.7	2.3
<i>*Cumulative percent of those choosing "very important" and "important." Scale from 1 to 5 (1=very important and 5=not important at all).</i>		

Keeping in Touch with AUA and Alumni Activities (Cont'd)



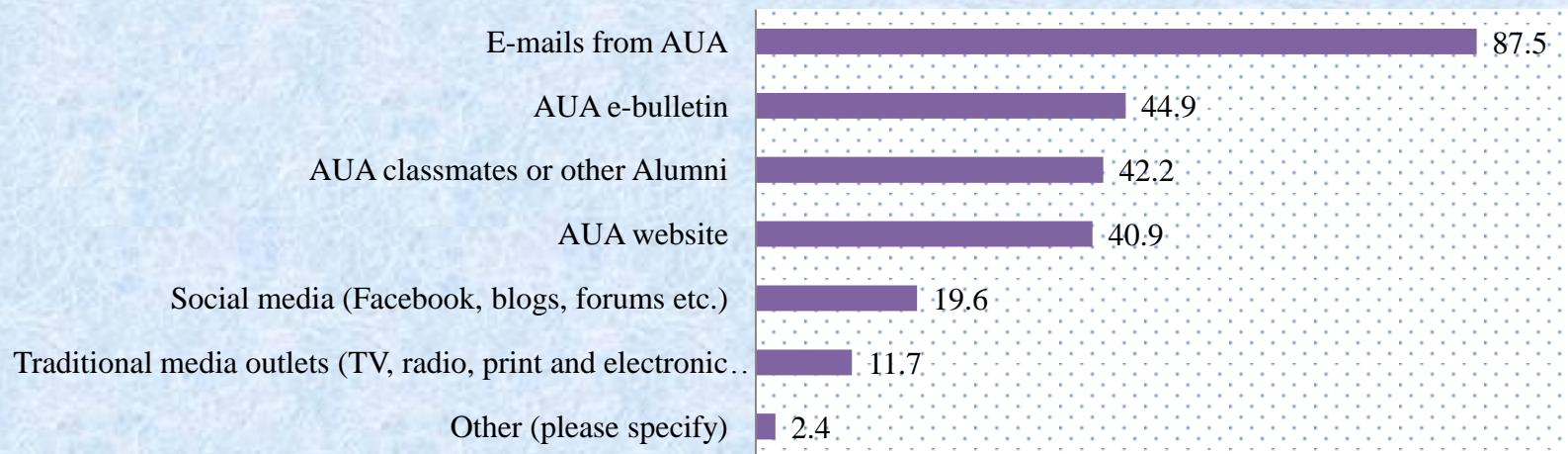
Keeping in Touch with AUA and Alumni Activities (Cont'd)

AUA Related Activities (%)

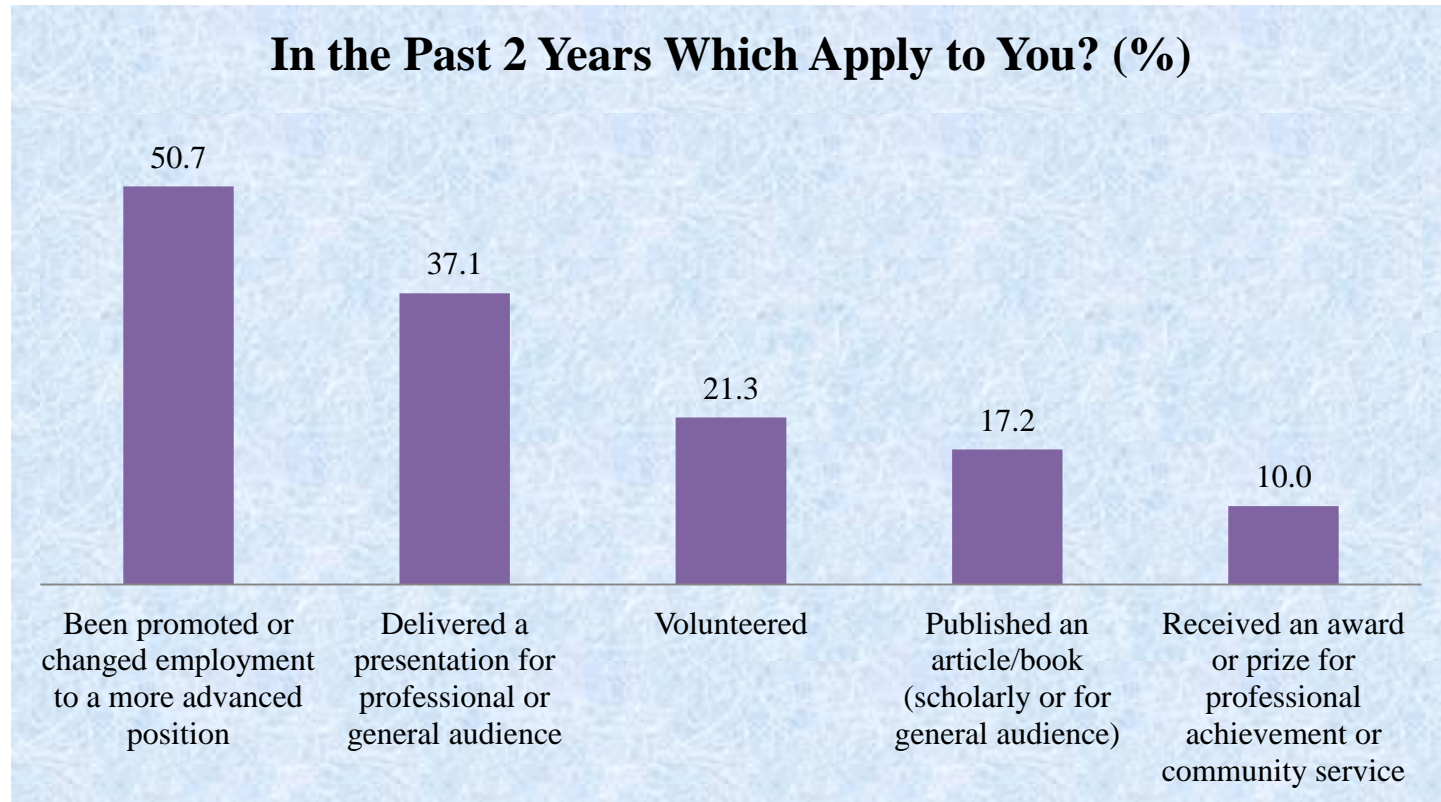


Keeping in Touch with AUA and Alumni Activities (Cont'd)

Sources of News and Information about AUA (%)



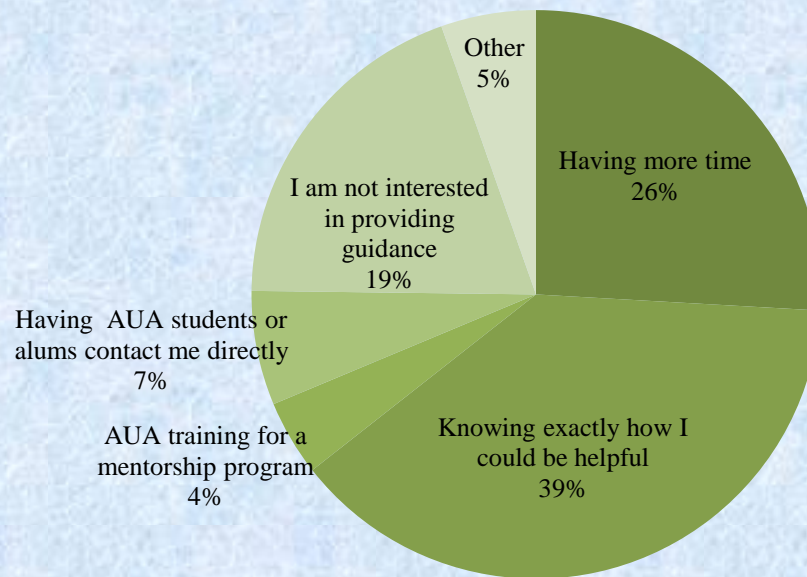
Keeping in Touch with AUA and Alumni Activities (Cont'd)



Keeping in Touch with AUA and Alumni Activities (Cont'd)

Provision of Career Guidance to an AUA Student or Alum: N (%)	
	Total
Provided guidance	468 (62.7)
Did not provide guidance	278 (37.3)

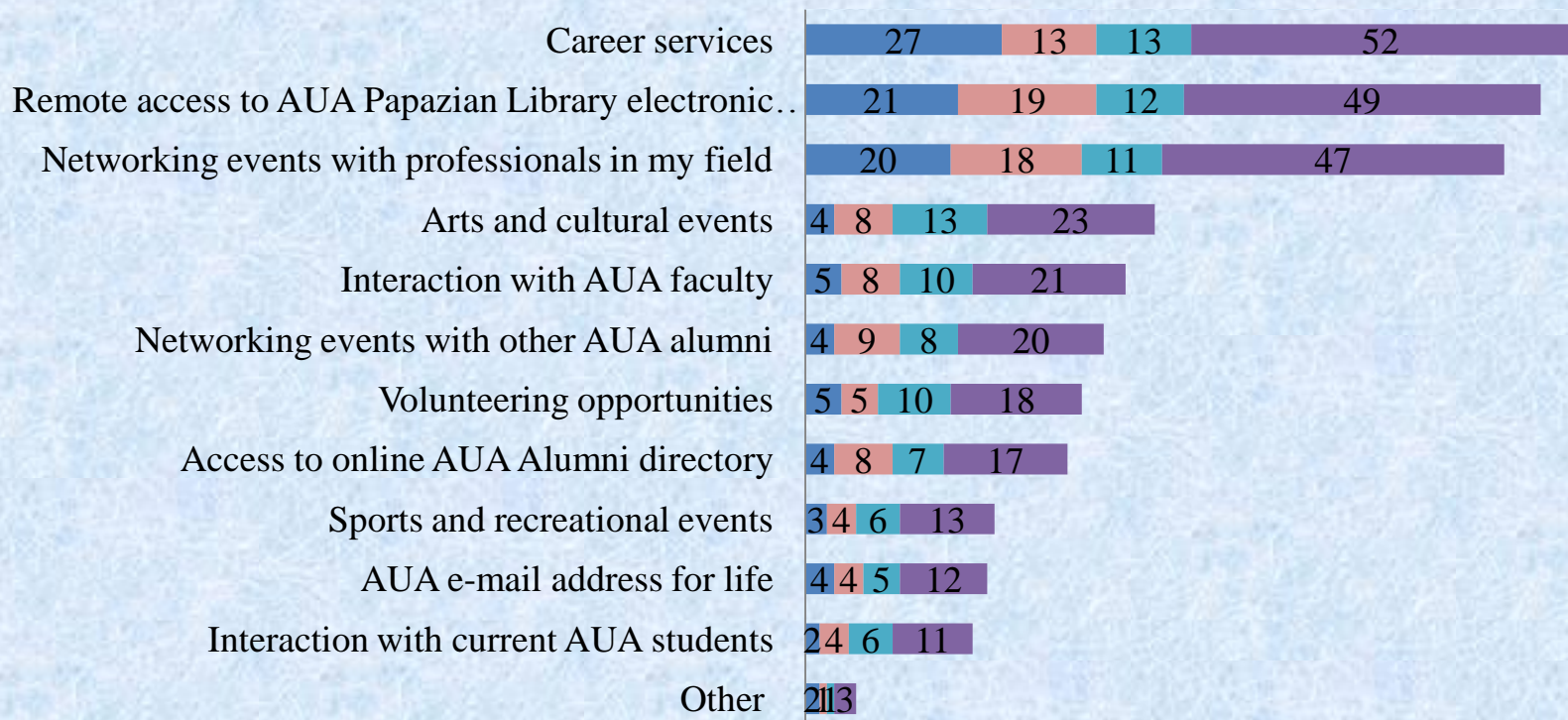
Motivation for Providing Guidance to AUA Alums or Students



Keeping in Touch with AUA and Alumni Activities (Cont'd)

Services Alumni Would Like to be Provided with (%)

■ 1st choice ■ 2nd choice ■ 3rd choice ■ Overall



Alumni quotes...

I feel I owe to AUA for all that AUA did for me.

I plan to advise my niece and nephew to apply to AUA.

I always say to my children that I have graduated from AUA with pride.

Alumni are the major promoters of a university and they should be treated respectfully.

AUA could consider better information sharing about its services.

I'd like AUA to pay more attention on the quality of the lecturers.

AUA should be more proactive and engaged in community.

The most trustworthy and truly academic institution in Armenia. Keep the standard.

AUA degree programs should work more closely with the Government ...to allow easier career development after graduation.

I am happy to have met and worked with the professional teaching staff.

I'd like AUA to be even better than "Skolkovo" in Moscow.

Looking forward to contributing to AUA community.

AUA needs a dynamic, proactive and creative crew for the alumni office.

I am looking forward to the opening of a PhD program in AUA.

I think AUA should work on attracting international students.

AUA changed my life to positive route full of challenges.

I am proud to be an AUA graduate.

For additional information contact:
Institutional Research Office
Tel: (+374) 10 51 25 16
iro@aua.am