

# FACTBOOK

## 2023-2024

# Table of Contents

<b>Overview .....</b>	<b>5</b>
<b>*Graphical Summary .....</b>	<b>7</b>
<b>Description of Data .....</b>	<b>13</b>
<b>Facts About AUA – A Chronology .....</b>	<b>16</b>
<b>Enrollment .....</b>	<b>25</b>
<b>Undergraduate.....</b>	<b>25</b>
Table 1.1. Enrollment for Fall 2023.....	25
Table 1.2. Enrollment for Fall 2023.....	26
Table 1.3. Enrollment by Sex and Citizenship for Fall 2023 .....	27
<b>Graduate.....</b>	<b>28</b>
Table 1.4. Enrollment for Fall 2023.....	28
Table 1.5. Enrollment by Sex and Citizenship for Fall 2023 .....	29
<b>Application/Admissions/Enrollment .....</b>	<b>30</b>
<b>Undergraduate.....</b>	<b>30</b>
Table 2.1. Application/Admissions/Enrollment for Fall 2023 .....	30
Table 2.2. Application/Admissions/Enrollment by citizenship for Fall 2023 .....	31
<b>Graduate.....</b>	<b>32</b>
Table 2.3. Application/Admissions/Enrollment for Fall 2023 .....	32
Table 2.4. Application/Admissions/Enrollment by citizenship for Fall 2023 .....	33
<b>Test Scores .....</b>	<b>34</b>
<b>Test Scores of Admits .....</b>	<b>34</b>
Table 3.1. Test Scores for Fall 2023 Admits – Undergraduate and Graduate.....	34
<b>International Students .....</b>	<b>36</b>
<b>Undergraduate.....</b>	<b>36</b>
Table 4.1. Enrolled Undergraduate International Students by Sex, Degree program and Country of Citizenship for Fall 2023.....	36
<b>Graduate.....</b>	<b>37</b>
Table 4.2. Enrolled Graduate International students by Sex, Degree program and Country of Citizenship for Fall 2023 .....	37
<b>RoA Students .....</b>	<b>39</b>
<b>Undergraduate and Graduate Students.....</b>	<b>39</b>
Table 5.1. Enrolled RoA Students by Sex, Study Level and Region (Marz) They Come from, Fall 2023 .....	39

Table 5.2. Enrolled, Degree-Seeking RoA Students by Program and Region (Marz) They Come from, Fall 2023 .....	40
<b>Students Educational Background.....</b>	<b>42</b>
<b>Undergraduate.....</b>	<b>42</b>
Table 6.1. Geographic region of institutions from which 2023 Fall Undergraduate Admitted and Enrolled Students Came.....	42
Table 6.2. Institutions from which 2023 Fall Undergraduate Admitted and Enrolled Students Came .....	42
<b>Graduate.....</b>	<b>47</b>
Table 6.3. Institutions from which 2023 Fall Graduate Admitted and Enrolled Students Came..	47
<b>Students’ Academic Performance .....</b>	<b>48</b>
<b>Undergraduate.....</b>	<b>48</b>
Table 7.1. Undergraduate students’ academic performance by program for Fall 2023 .....	48
Table 7.2. Undergraduate students’ academic performance by program and by students’ year for Fall 2023 .....	49
<b>Graduate.....</b>	<b>50</b>
Table 7.3. Graduate students’ academic performance for Fall 2023 .....	50
Table 7.4. Graduate students’ academic performance by program and by students’ year for Fall 2023 .....	51
<b>Degrees Granted.....</b>	<b>52</b>
<b>Undergraduate.....</b>	<b>52</b>
Table 8.1. Number of Degrees Granted by Academic Programs- Undergraduate .....	52
<b>Graduate.....</b>	<b>53</b>
Table 8.2. Number of Degrees Granted by Academic Programs – Graduate and Certificates.....	53
<b>Time to Degree.....</b>	<b>54</b>
Table 8.3. Time to Degree University-Wide – Undergraduate .....	54
<b>Cohort Graduation and Retention Rate .....</b>	<b>55</b>
<b>Undergraduate.....</b>	<b>55</b>
Table 9.1. Cohort (2013-2023) Graduation and Retention Rate – Undergraduate .....	55
<b>Graduate.....</b>	<b>56</b>
Table 10.1. Cohort (2017-2023) Graduation and Retention Rate – Graduate .....	56
Table 10.2. Cohort (2017-2023) Graduation and Retention Rate – Graduate (cont’d).....	57
<b>Student Tuition Support.....</b>	<b>58</b>
Table 11.1 Student Tuition Support – Undergraduate and Graduate .....	58
Table 11.2 Need-Based and Non-Need-Based Scholarship .....	60
<b>Faculty and Staff .....</b>	<b>63</b>

<b>Faculty.....</b>	<b>63</b>
Table 12.1. Faculty .....	63
Table 12.2. Faculty Composition by Sex, Citizenship, and Education .....	64
Table 12.3. Faculty Composition by Country of Highest Degree .....	65
Table 12.4. Student-Faculty Ratio .....	66
<b>Staff.....</b>	<b>67</b>
Table 12.5. Staff .....	67
<b>Alumni.....</b>	<b>68</b>
Table 13. Alumni – Graduate (1993-2023) and Undergraduate (2017-2023) .....	68
<b>AUA Extension.....</b>	<b>69</b>
Table 14.1. AUA Extension Courses .....	69
Table 14.2. AUA Extension Instructors.....	70
<b>Regional Presence .....</b>	<b>71</b>
Table 15. Regional presence .....	71
<b>AUA’s AGBU Papazian Library .....</b>	<b>72</b>
Table 16. AUA’s AGBU Papazian Library .....	72
<b>Information and Communications Technologies Services.....</b>	<b>72</b>
Table 17. Information and Communication Technologies Services.....	72
<b>Office of Student Affairs .....</b>	<b>73</b>
Table 18. Student Affairs Services.....	73

## Overview

**Founded:** September 21, 1991

**Mission Statement:** The American University of Armenia aims to have an impact on students and the community as a center of academic excellence, innovation, inquiry, and diversity that contributes to the further development and advancement of Armenia, the region and the world through teaching and scholarship, fostering creativity, integrity and community service.

**Accreditation:** The American University of Armenia is accredited by the WASC Senior College and University Commission (WSCUC), 1080 Marina Village Parkway Suite 500, Alameda, CA 94501, 510.748.9001, [www.wscuc.org](http://www.wscuc.org).

**Number of graduate alumni<sup>1</sup> since 1991:** 4887 - as of June 30, 2024

**Number of undergraduate alumni<sup>2</sup> since 2017:** 2330 - as of June 30, 2024

**Number of unduplicated<sup>3</sup> alumni:** 6966 - as of June 30, 2024

Two-semester system (Fall, Spring): The academic year begins in the Fall.

**Academic Colleges and Schools, Undergraduate and Graduate Degrees:**

### [Zaven and Sonia Akian College of Science and Engineering \(CSE\)](#)

- Bachelor of Science in Computer Science (BSCS)
- Bachelor of Science in Data Science (BSDS)
- Bachelor of Science in Engineering Sciences (BSES)
- BS in Environmental and Sustainability Sciences (BSESS)
- Master of Engineering in Industrial Engineering and Systems Management (MEIESM)
- Master of Science in Computer and Information Science (MSCIS)

### [College of Humanities and Social Sciences \(CHSS\)](#)

- Bachelor of Arts in English and Communications (BAEC)
- Bachelor of Arts in Politics and Governance (BAPG)
- Master of Arts in Teaching English as a Foreign Language (MATEFL)
- Master of Laws (LL.M.)
- Master of Public Affairs (MPA)
- Master of Arts in International Relations and Diplomacy (MAIRD)
- Master of Arts in Human Rights & Social Justice (MAHRSJ)
- Certificate in Translation (CTr.)
- Certificate in Teaching English as a Foreign Language (CTEFL)

### [Manoogian Simone College of Business and Economics \(CBE\)](#)

- Bachelor of Arts in Business (BAB)
- Master of Business Administration (MBA)
- Master of Science in Economics (MSE)
- Master of Science in Management (MSMA)<sup>4</sup>
- Certificate in Finance (CF)
- Certificate in Data Analytics (CDA)
- Certificate in Hotel and Hospitality Management (CHHM)
- Executive Certificate in Management (ECM)

---

<sup>1</sup> Includes recipients of graduate certificates. Number is inclusive of deceased graduates (31).

<sup>2</sup> Number is inclusive of deceased graduates (1).

<sup>3</sup> In cases where a student has earned multiple degrees (e.g., both an undergraduate and a graduate degree), they are counted only once in this total.

<sup>4</sup> Previously titled Master of Science in Strategic Management (MSSM)

### Gerald & Patricia Turpanjian College of Health Sciences (CHS)

- Bachelor of Science in Nursing (BSN)
- Master of Public Health (MPH)
- Certificate in Public Health (CPH)

#### **Collaboration and Outreach**

- AUA Turpanjian Rural Development Program (TRDP) supported the launch of 19 new businesses.
- AUA Extension offered over 488 courses to 7,532 students in both Yerevan and the other regions.
- 20 Startups participated in Entrepreneurship and Product Innovation Center's (EPIC) incubation program; 180 Individuals participated in STRIVE's pre-incubation program, and 12 Startups participated in Entrepreneurship World Cup (EWC) Armenia 2024.
- 3 Memoranda of understanding
  - Collaboration with [Washington State University](#)
  - Collaboration with [Max Weber Foundation](#)
  - Collaboration with [FAST](#)
- [Sarkis Cabayan Program at AUA Extension](#)
- [The Community Wellbeing Project](#)

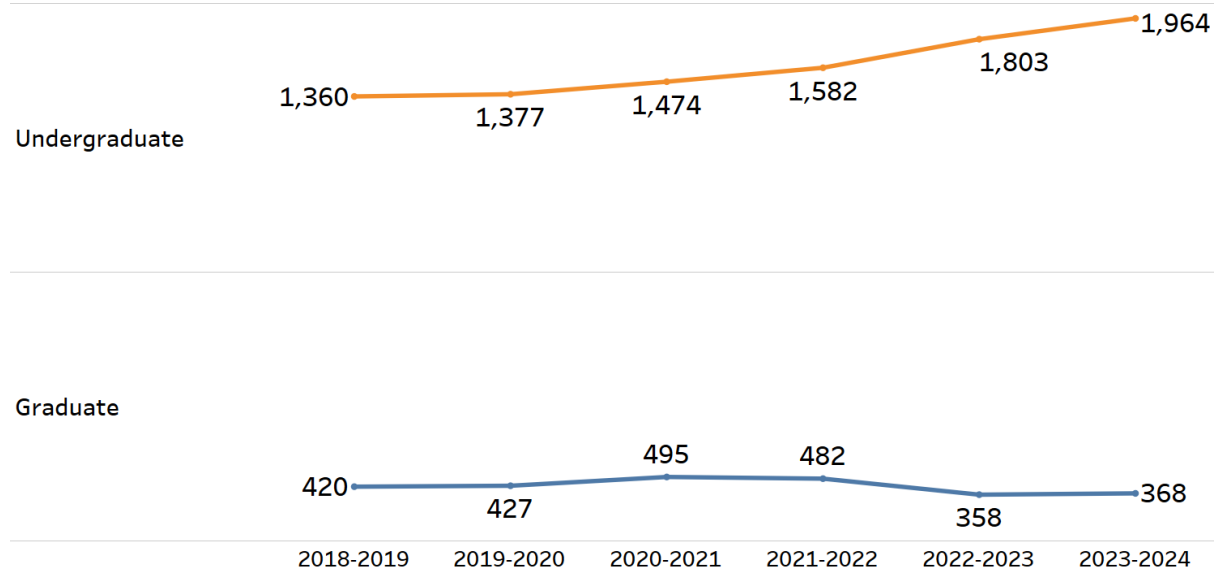
#### **Research and Other Centers:**

- AUA Press
- Center for Research in Applied Linguistics (CRAL)
- Center for Responsible Mining (CRM)
- Digital Library of Classical Armenian Literature Project (Digilib)
- Engineering Research Center (ERC)
- Entrepreneurship and Product Innovation Center (EPIC)
- Legal Resource Center (LRC)
- Paul Avedisian Center for Business Research and Development (CBRD)
- Turpanjian Center for Policy Analysis (TCPA)
- Turpanjian Rural Development Program (TRDP)
- Zvart Avedisian Onanian Center for Health Services Research and Development (CHSR)
- Center of Excellence in Journalism (CEJ)

## \*Graphical Summary<sup>1</sup>

The following are overall graphical summaries for key University information for the **Fall** semester of academic year. A full **Description of Data** is presented after this general Graphical Summary section.

Figure 1. University-wide undergraduate and graduate enrollment by year (as of Fall semesters)



<sup>1</sup> Data presented in the graphical summary are for the Fall semester of the academic year, unless otherwise noted.

Figure 2. Undergraduate and Graduate: University-wide applicants, admits and enrollees by year (Fall admission)

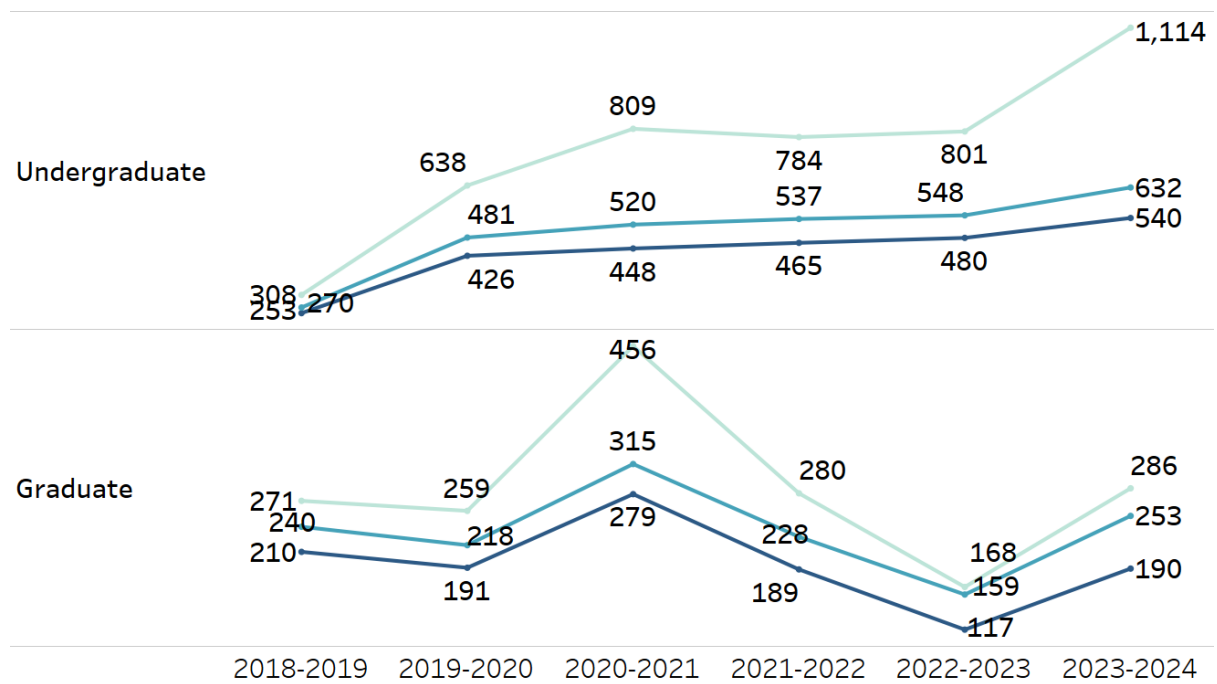


Figure 3. Percent of admits from total applicants and percent of enrollees from total admits (yield) by year across graduate and undergraduate programs

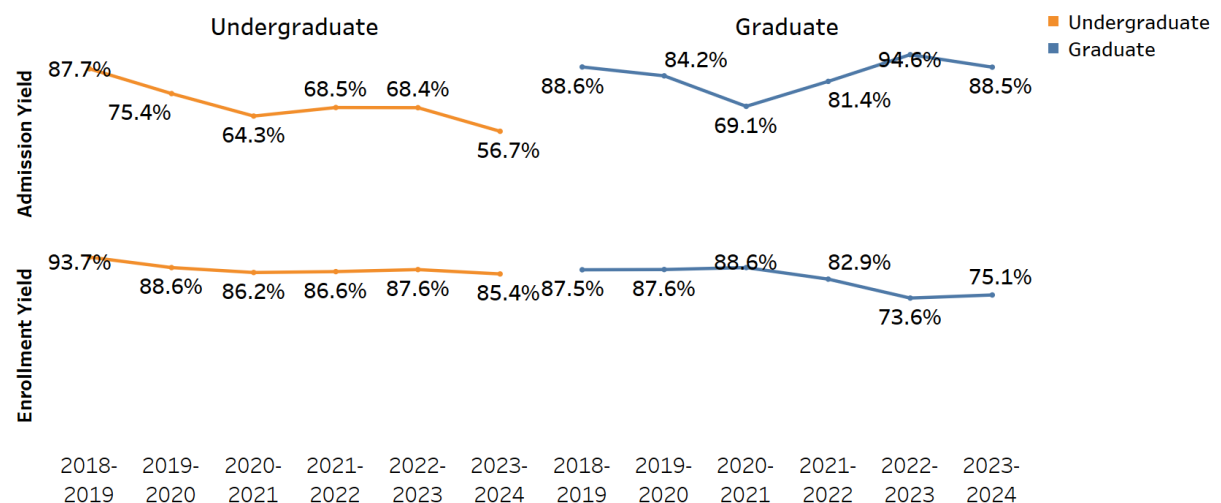


Figure 4. Undergraduate: Cohort size, retention and graduation rates

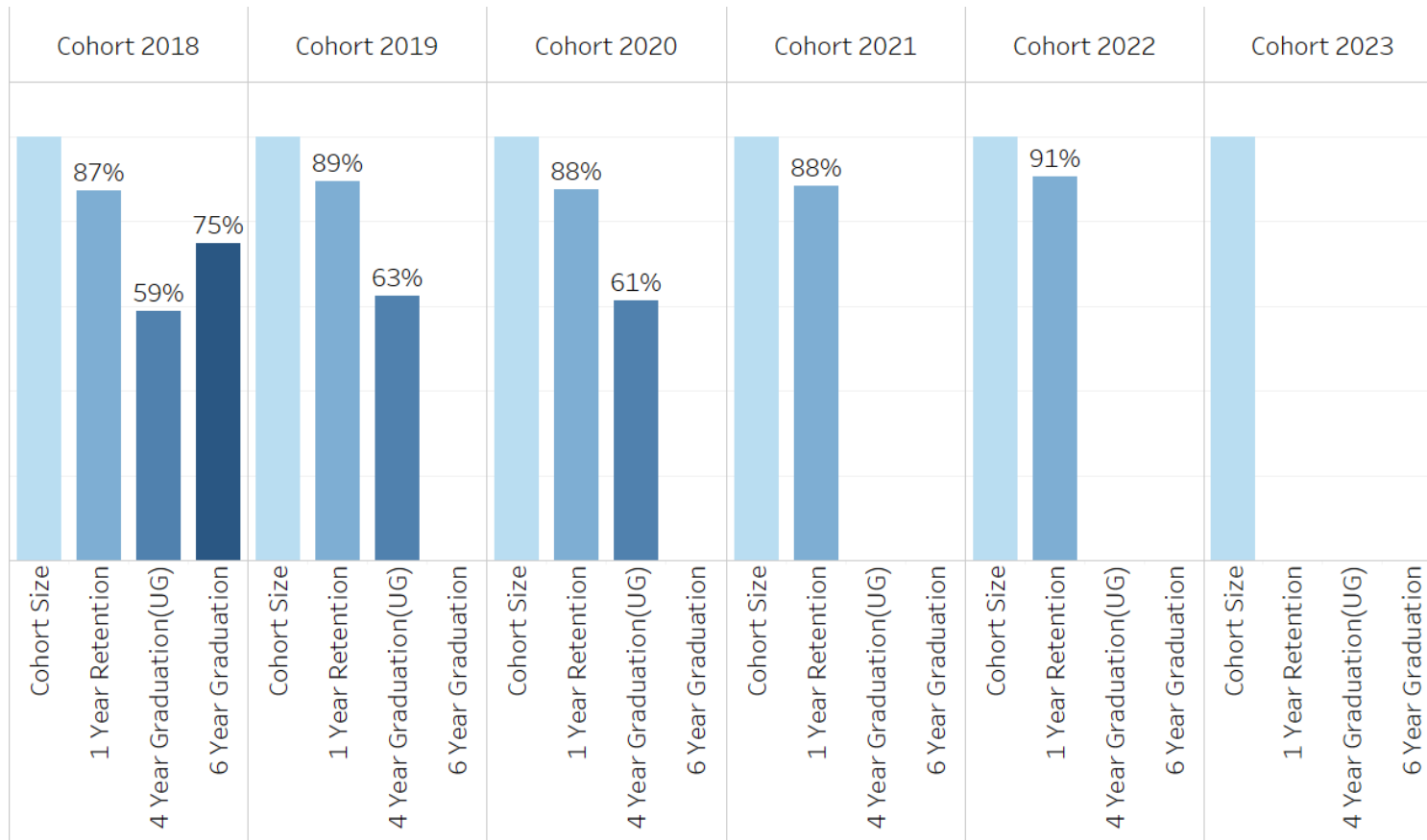
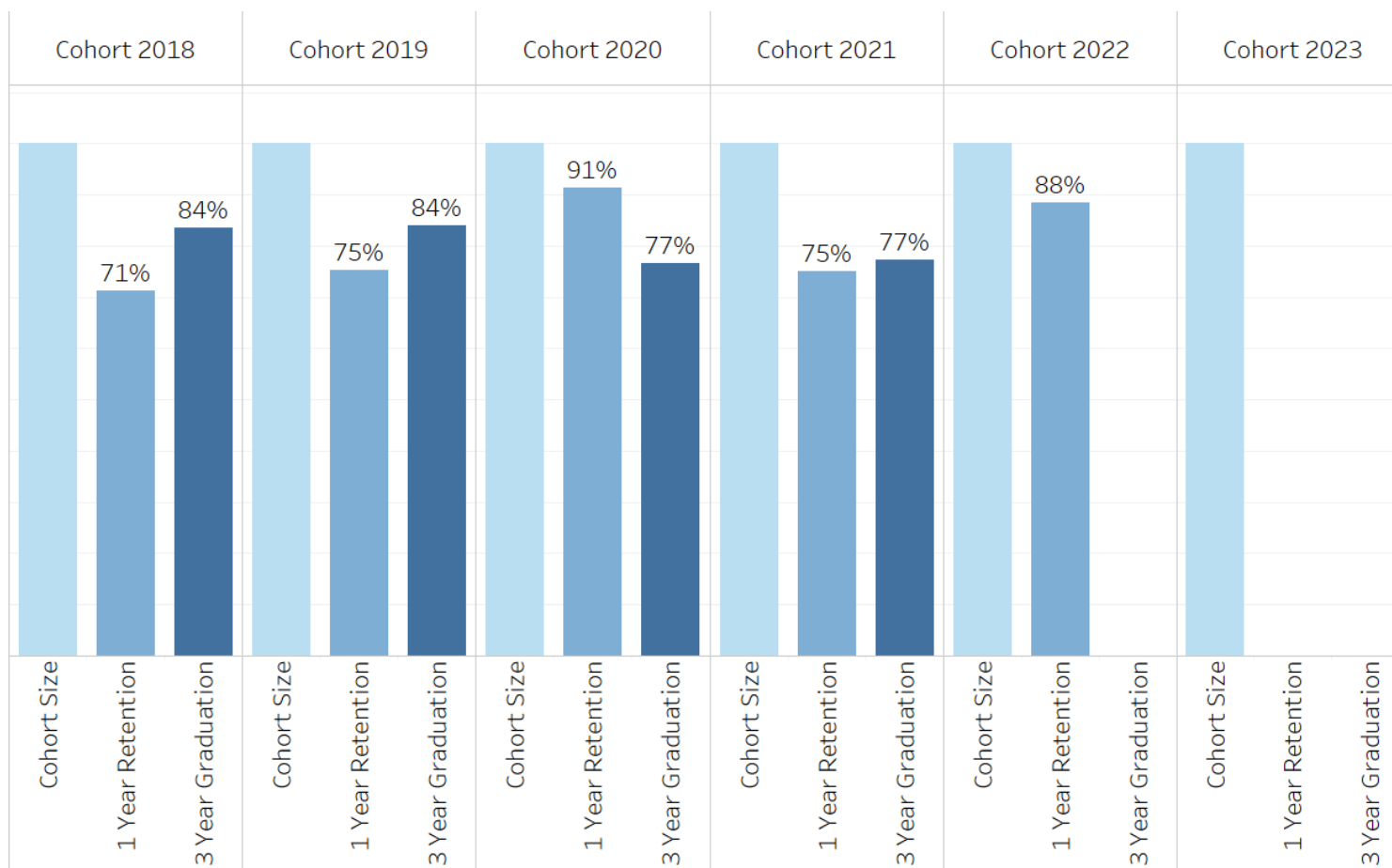


Figure 5. Graduate: Cohort size, retention and graduation rates<sup>1</sup>



<sup>1</sup> Retention rate can be lower than graduation rate because some students may drop out of college before graduating, leave for military, or are dismissed, meaning that fewer students are retained from one year to the next than are graduating. Additionally, a college's graduation rate could be higher due to transfer students, who are not included in the retention rate. For example, if a college has a high graduation rate due to many transfer students, but does not retain as many students from year to year, it could still have a lower retention rate.

Figure 6. University-wide student-faculty ratio trend by year: 2018 data recalculated based on revised guidelines from the U.S. Department of Education

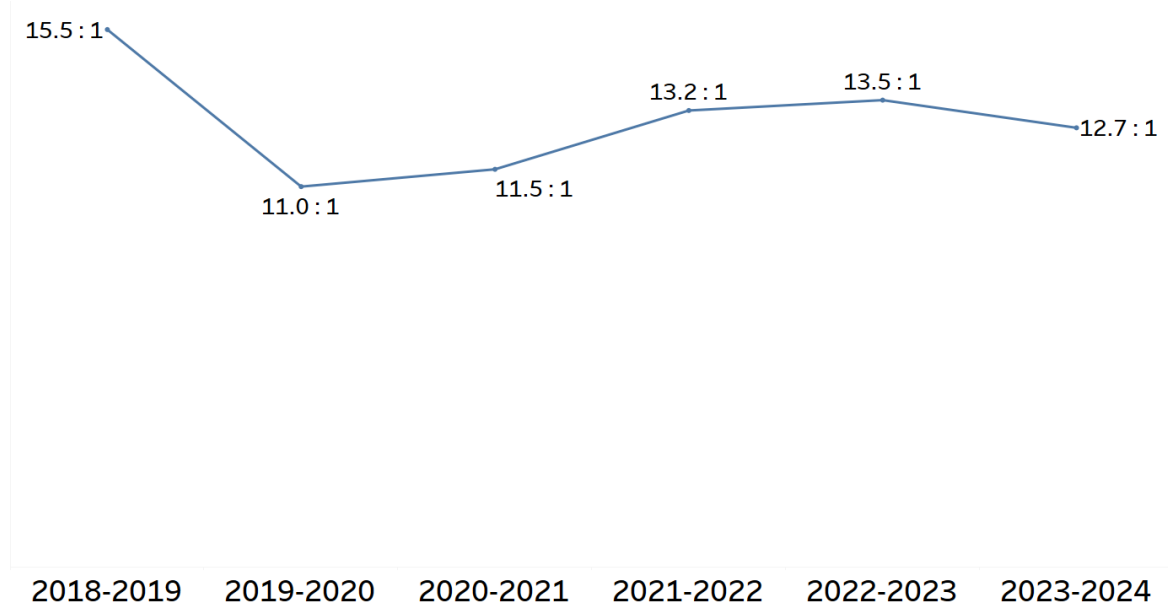
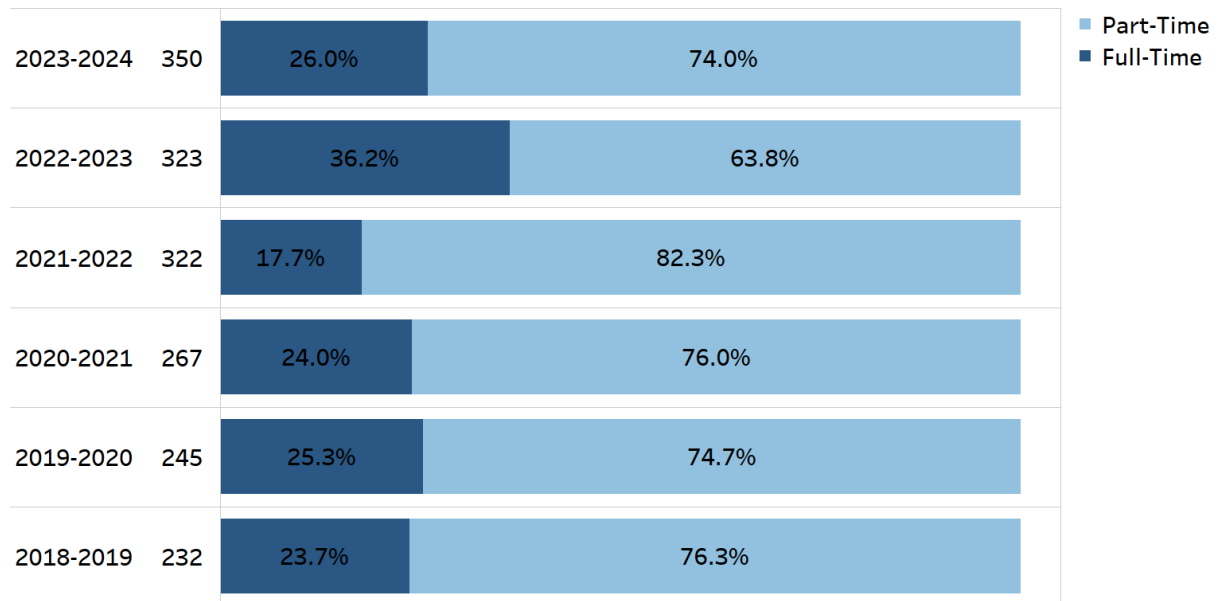


Figure 7. Full-time and part-time faculty percentage out of total faculty headcount by year<sup>1</sup>



<sup>1</sup> Revised from the 2021-2022 Factbook with corrected data

Figure 8. Core and visiting faculty percentage out of total faculty headcount by year<sup>1</sup>

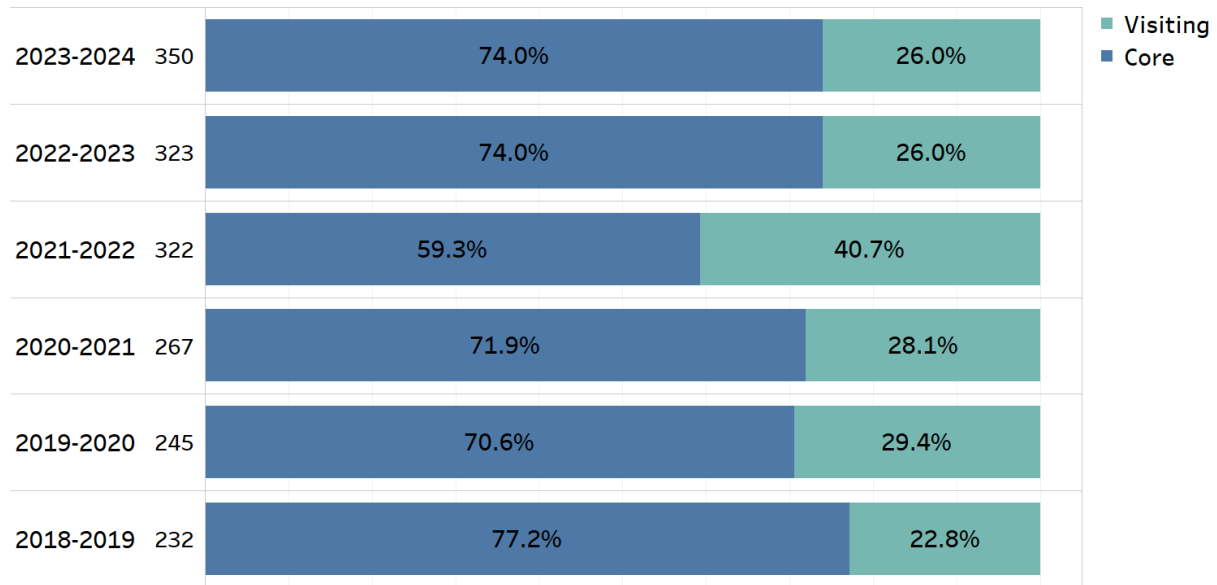


Figure 9. Undergraduate and Graduate: Enrolled, degree-seeking RoA students by region they come from

		2018-2019	2019-2020	2020-2021	2021-2022	2022-2023	2023-2024
<b>Graduate</b>	Yerevan	74.4%	73.7%	76.8%	76.8%	76.8%	72.1%
	Aragatsotn	1.5%	0.6%	1.1%	1.1%	1.1%	2.1%
	Ararat	1.8%	2.5%	1.8%	1.8%	1.8%	2.6%
	Armavir	5.6%	4.7%	4.3%	4.3%	4.3%	4.1%
	Artsakh	1.8%	2.0%	0.9%	0.9%	0.9%	1.8%
	Gegharkunik	2.1%	2.0%	1.4%	1.4%	1.4%	2.6%
	Kotayk	2.6%	2.8%	3.4%	3.4%	3.4%	5.3%
	Lori	3.2%	3.1%	2.5%	2.5%	2.5%	4.1%
	Shirak	3.8%	5.0%	3.9%	3.9%	3.9%	2.1%
	Syunik	1.2%	1.7%	2.1%	2.1%	2.1%	0.9%
	Tavush	0.6%	0.8%	1.4%	1.4%	1.4%	2.1%
	Vayots Dzor	1.5%	1.1%	0.5%	0.5%	0.5%	0.3%
<b>Undergraduate</b>	Yerevan	80.1%	79.7%	76.8%	75.8%	74.0%	74.6%
	Aragatsotn	0.7%	0.8%	0.8%	0.8%	1.0%	0.7%
	Ararat	0.9%	1.7%	2.2%	2.5%	2.9%	2.7%
	Armavir	3.2%	3.3%	4.0%	4.1%	4.2%	4.1%
	Artsakh	1.5%	1.7%	2.2%	2.2%	2.2%	2.3%
	Gegharkunik	1.4%	1.5%	2.0%	1.6%	1.6%	1.8%
	Kotayk	4.1%	4.1%	4.2%	4.8%	5.0%	4.5%
	Lori	2.7%	2.5%	2.5%	2.7%	2.5%	2.4%
	Shirak	2.9%	2.9%	3.0%	3.0%	4.0%	3.3%
	Syunik	1.4%	0.9%	1.2%	1.6%	1.6%	1.8%
	Tavush	0.7%	0.5%	0.8%	0.8%	0.8%	1.4%
	Vayots Dzor	0.4%	0.3%	0.2%	0.2%	0.2%	0.4%

<sup>1</sup> Revised from the 2021-2022 Factbook with corrected data

## Description of Data

The data presented in this Factbook are for the *Fall* semester of the academic year, unless otherwise noted. Academic year data are compiled for the period from July 1, 2023 to June 30, 2024 and presented as of June 30, except as noted. The Fall data is based on the census date, which for Fall 2023 is September 26, 2023.

**Applicants:** individuals who fulfilled the requirements for consideration for admission and who were notified of a decision (admission, denial/automatic denial, conditional admissions). Applicants who apply to two programs (first and second choice of study) are counted in each program to which they are considered, but only counted once in the university-wide count. If an applicant is accepted to his/her first choice, s/he is not counted in the second choice.

**Class (Undergraduate). For undergraduate students: freshman, sophomore, junior, and senior standing are determined by earned-semester credits:**

Freshman: 0-29 semester credits

Sophomore: 30-59 semester credits

Junior: 60-89 semester credits

Senior: 90 or more semester credits

**Cohort: Undergraduate.**

A student is in a cohort when s/he is a first-time, full-time student. AUA tracks cohort from the beginning of their first term in the academic year. Further, a student in a cohort is:

- enrolled in an undergraduate degree program for the first time (including a student who enrolled in courses in the prior summer term and/or entered with advanced standing transfer credits earned in high school)
- full time as of the end of the add drop period in the first term enrolled
- has not previously been enrolled in an undergraduate degree program at AUA
- starts in the first term of the academic year with < 15 credits

*The following are not included in a cohort:*

- *A student who withdrew or was dismissed but then reenters the university is not included in the cohort year of reentry*
- *A student who is not enrolled in a degree program*
- *A student who has already earned an undergraduate degree at AUA*

An undergraduate student who changes his/her major is included in the university-wide cohort and his/her first major.

**Cohort: Graduate -**

A student is in a cohort when s/he is a first time, full-time student. AUA tracks cohort for the first term of the academic year. Further, a student in a cohort:

- is enrolled in a graduate degree program for the first time (including a student who enrolled in courses in the prior summer term)
- is full time as of the end of the add drop period in the first term enrolled
- has not previously been enrolled in another graduate (or graduate certificate) program at AUA (students holding an undergraduate degree from AUA or another institution are included in the graduate cohort)
- starts the program with less than 25% of the required credits needed for graduation

**The following are not included in a cohort:**

- A student who withdrew or was dismissed but then reenters the university in the same or different program is not included in the cohort year of reentry
- A student who is not enrolled in a degree program
- A student who has already earned a graduate degree at AUA

**Continuing enrollment students** are those students who have completed course work but are finishing their capstone and/or thesis research, writing or presentation.

**Enrollee:** student who is registered for class(es).

**Faculty**

***Instructional Faculty:***

*Core faculty* includes full-time faculty plus part-time faculty who are recurrent.

*Recurrent Faculty* includes faculty who have taught at least three semesters in the last three years.

*Visiting faculty* is defined in AUA's *Appointment, Retention, and Promotion and Faculty Titles* policy as temporary faculty whose appointment is for one or two semesters.

***Non-instructional faculty:***

*Senior Academic Leadership* includes President, Provost, Vice Presidents with Academic or Research Responsibilities, Deans, Associate/Assistant/Interim Deans and Program Chairs. A Senior Academic Leader who also teaches is listed as both Instructional and Non-instructional faculty.

*Researcher* includes those who conduct research. S/he is directly involved in planning, conducting experiments and/or data collection, or analyzing results. Classification as researcher is separate from the qualification of researcher obtained through a degree. An AUA researcher may work on employment or service contract or on a volunteer basis. A researcher on employment contract may hold the following titles: researcher, senior researcher, research specialist, senior research specialist, (co-) director of a research center (if a non-AUA faculty member), research assistant, research associate, research project manager, scientific director, and technical director.

**First-time, first-year student:** first-time, first-year student is a degree-seeking student who applied, was admitted, and enrolled (full- or part-time).

**Full-time Equivalent**

***Students:*** starting from Fall 2019, student FTE calculation methodology was adjusted in compliance with new guidelines from the United States Department of Education.

*Undergraduate Student:* Student FTE=Number of full-time students + 0.392857\* Number of part-time students. A single student is never counted as more than 1.0 FTE.

*Graduate Student:* Student FTE= Number of full-time students + 0.382059\* Number of part-time students. A single student is never counted as more than 1.0 FTE.

***Faculty:*** Faculty FTE = A+B, where A=# faculty teaching 18 TCPs or more for courses taught based on the university's Faculty Workload policy (<http://policies.aua.am/policy/13>) (TCPs for administrative responsibilities are added for academic program chairs and deans). B = total number of credits taught by those faculty members not included in A / 18. A single faculty member is never counted as more than 1.0 FTE.

**Headcount** includes degree and non-degree seeking students (full- and part-time), unless otherwise noted.

**Student: Faculty ratio** is calculated with instructional faculty only. See also Full-time Equivalent above.

**The number of graduates** is the total number of individuals who have received degrees and certificates including deceased alumni. This number is not reported elsewhere.

**1-year retention:** Degree seeking students from the cohort who are still enrolled as of the end of the add/drop period in same term of following year. This includes students who transferred from full-time to part-time enrollment status. (1-year retention rate is a percentage of the entering cohort.)

**3-year graduation:** Students from the cohort who graduate (complete degree requirements and are granted a) by the end of third academic year. 3-year graduation is reported for graduate students. (Graduation rate is a percentage of the entering cohort.)

**6-year graduation:** Students from the cohort who graduate (complete degree requirements and are granted a) by the end of sixth academic year. 6-year graduation is reported for undergraduate students. (Graduation rate is a percentage of the entering cohort.)

## Facts About AUA – A Chronology

<b>Facts About the American University of Armenia</b>	
<b>2023-2024</b>	<ul style="list-style-type: none"> <li>• Dr. Bruce Boghosian is appointed AUA’s sixth president • AUA receives transformational \$20 million gift from Edward &amp; Pamela Avedisian to further expand AUA • AUA proudly welcomes the first cohorts of three new programs: Master of Arts in International Relations and Diplomacy (MAIRD), Master of Public Affairs (MPA), and Bachelor of Science in Environmental and Sustainability Sciences (BSESS). • CBE hosts discussion with Armenian government officials on shadow economy • Manoogian Simone Foundation relieves financial burden for AUA students from Artsakh • AUA initiates community drive for displaced families from Artsakh • LL.M. and MAHRSJ programs launch legal support initiative for families from Artsakh • AUA hosts student training for aid to Artsakh Armenians • Akian family gifts \$9 million to name new Science &amp; Engineering Building at AUA • Major gift to AUA from Turpanjian family sees Dr. Stephan Astourian appointed director of TISS(formerly TCPA) • CSE hosts academic AIST 2023 Conference • CHS launches Fogarty Fellowship for MPH students in partnership with George Washington University • AUA and Washington State University launch partnership to create Center for Excellence in Journalism funded by U.S. Embassy in Yerevan • Successful San Francisco Gala benefits expansion of AUA by raising close to \$1.5 million • Dr. David Essayan and Vahe Kuzoyan are appointed to AUA Board of Trustees •AUA rebrands Open Education to AUA Extension with the appointment of Dr. Arpie Balian as the director of AUA Extension • AUA launches a new podcast channel, the biweekly "Focus Series," produced by the AUA Media Lab • Afeyan Foundation support promotes research at AUA •AUA announces reaffirmation of Accreditation by WASC Senior College and University Commission • Dr. Alina Gharabegian is appointed new AUA Provost • AUA hosts the official opening and ribbon cutting of the AUA Media Lab for promoting civil discourse in Armenia. • AUA receives EU grant for Center for Ethics in Public Affairs (ETICA) •AUA announces three new program chair appointments •Dr. Naira Campbell-Kyureghyan is appointed C. Judson King Endowed Professor</li> </ul>
<b>2022-2023</b>	<ul style="list-style-type: none"> <li>• AUA launches Bachelor of Science in Environment and Sustainability Science. • Grand opening of AUA’s Najarian Center for Social Entrepreneurship. • Legacy naming at AUA: The Kevork &amp; Cecile Keshishian Student Union, 612M Alexanian-Aghayan classroom and 413M Sona Hamalian conference room. • AUA students secure top two positions in EU4Energy regional competition. • AUA Acopian Center for the Environment, RoA Ministry of Environment, and RoA Ministry of Territorial Administration and Infrastructure jointly launch the Waste Policy Armenia (WPA) funded by Sweden. • AUA announces the Kenn Kakosian Family Scholarship Fund • AUA President Dr. Karin Markides bids farewell to the AUA community. • Interim president Dr. Armen Der Kiureghian takes the helm at AUA. • The Aurora Humanitarian Initiative hosts workshops in collaboration with AUA. • AUA Interim President participates in BSUN panel. • AUA signs a research collaboration agreement with ServiceTitan. • CBE celebrates ten years of the Master of Science in Economics at the first alumni reunion event. • The Turpanjian College of Health Sciences co-authors publication in The Lancet. • Dr. Narine Sarvazyan has been named to the AUA William Frazer Endowed Professorship. • Dr. Stephan Astourian is appointed as the director of Turpanjian Center for Policy Analysis. • AUA hosts a memorial event in memory of Edward Avedisian. • AUA opens the Najarian Center for Social Entrepreneurship.</li> </ul>
<b>2021-2022</b>	<ul style="list-style-type: none"> <li>AUA launched capital campaign on its 30th anniversary • Groundbreaking Bachelor of Science in Nursing Program launched • AUA launched the Graduate Executive Certificate Program in Management, as well as a new Minor in Gender Studies. • Dr. Knar Khachatryan appointed Inaugural Vice Provost for Integration • Dr. Hagop Yacoubian appointed Dean of CHSS • New chairs appointed to lead AUA Open Centers of Excellence • Najarian Center for Social Entrepreneurship: construction underway • AUA received a \$813,135 USAID/ASHA Grant for its Media Lab Project • BSUN 2021 Congress: AUA takes a leading role in Black Sea Universities Network • Two endowed named professorships announced at AUA • EU awarded €17 Million to Iliad Digital Twin of the Ocean Project involving AUA and 55 international partners. • Celebrating the Past With an Eye to the Future: 2021 Alumni Homecoming • AUA’s EPIC helped to facilitate Armenian representation of Denovo Sciences as a top 25 Entrepreneurship World Cup (EWC) global finalist • AUA’s Turpanjian Rural Development Program (TRDP) launched twelve new businesses in Armenia’s regions and Artsakh • AUA unveiled a special memorial plaque dedicated to fallen AUA student soldiers • AUA celebrated historic 30th commencement •</li> </ul>

	<p>AUA hosted STEMGen Active Learning Conference • AUA hosted a special presentation and conversation with Dr. Noubar Afeyan and Dr. Karin Markides on Data-Driven Bioscience • AUA launched a collaboration with SuperAnnotate • AUA and Worcester Polytechnic Institute (WPI) collaborated on projects throughout Armenia • AUA Launched Artsakh Heritage Project to safeguard Armenian cultural treasures • Digilib partnered in Digitizing Armenian Linguistic Heritage (DALiH) Project • AUA hosted an inaugural conference co-organized and hosted by LL.M. on Human Rights &amp; Accountability: The Aftermath of War</p>
<b>2020-2021</b>	<p>AUA launched six Open Centers of Excellence: Acopian Center for the Environment; Center for Artificial Intelligence Solutions; Center for Innovation Advancement; Center for Leadership and Governance; Center for Transformative Health Solutions; and Center for Systems Thinking. • AUA launched the ‘200 AUA ChangeMakers’ campaign to prepare future leaders in Armenia. • AUA launched two new degree programs, the Bachelor of Arts in Politics &amp; Governance and the Master of Arts in Human Rights and Social Justice, as well as a Graduate Certificate in Hotel and Hospitality Management. • AUA hosted the Nordic Solutions for Sustainable Cities workshop and exhibition. • AUA partnered in the ResponDrone project, co-funded by the EU and the South Korean government. • CBE Associate Professors Dr. Knar Khachatryan (principal investigator), Dr. Aleksandr Grigoryan, and Dr. Vardan Baghdasrayan with scholars from the University of Agder, Norway, were granted a two-year EURASIA Programme project funding focused on financial inclusion. • The AUA Corporation welcomed three new trustees: Lena Sarkissian, Yervant Demirjian, and Lusine Yeghiazaryan. • AUA appointed Gaiane Khachatryan as Vice President of Development. • AUA established an emergency fund for current AUA students impacted by the crisis in Beirut, Lebanon. • Through the Manoogian Simone Foundation, AUA established an emergency fund to support 34 students from Artsakh by covering the cost of tuition. • AUA raised over \$1.5 million for the ‘Honoring Those Who Served: Investing in our Veterans’ Education’ endowed scholarship fund supporting veteran students to create opportunities for their professional growth and career advancement. • AUA Student Residence, a building donated by K. Gerorge and Dr. Carolann Najarian, fully renovated with a USAID/ASHA grant, was officially opened.</p>
<b>2019-2020</b>	<p>AUA welcomed its fifth president, Dr. Karin Markides, as the University’s fourth president and one of the University’s founders, Dr. Armen Der Kiureghian, retired. • Due to the worldwide COVID-19 pandemic, in spring 2020 AUA transitioned 1800 students, 200 faculty members and over 200 staff members to temporary online teaching and learning. • AUA awarded a \$752,410 USAID/ASHA grant to transform the underdeveloped park adjacent to AUA’s Paramaz Avedisian Building (PAB) into a green, open, sustainable living lab. • Prime Minister Pashinyan hosted an AUA and AGBU Co-Founded Research Group which studies Armenia’s technological development opportunities. • AUA Extension and the Syrian Armenian Relief Fund partnered to provide a new certificate program for Syrian-Armenians. • With financial support from the UNDP Armenia AUA’s School of Public Health began conducting research on climate change health impacts in order to assess the capacity gaps and barriers in the health sector, identify areas that require strengthening, and make recommendations for successfully undertaking health adaptation planning in the country. • A group of student startup entrepreneurs from the Entrepreneurship and Product Innovation Center (EPIC) engaged in a 10-day tour of Silicon Valley. • The Acopian Center for the Environment and the Armenia Tree Project (ATP) hosted the inaugural Forest Summit: Global Action and Armenia with some of the world’s leading climatologists, forestry professionals, and political leaders. • AUA and the RA Ministry of Territorial Administration and Infrastructure signed an MoU aimed at developing a database of solid household waste generated and accumulated in Armenia. • AUA welcomed a delegation from California State Government, Los Angeles County Government and Arizona and Colorado State Government sponsored by the Armenian National Committee of America (ANCA) Western Region. • AUA and the Zoryan Institute opened the Zoryan Institute and AUA Center for Oral History to house the Zoryan Institute’s renowned Armenian Genocide Oral History Archive. • AUA and PicsArt launched an Artificial Intelligence (AI) Lab that will employ faculty and students to conduct cutting-edge research in machine learning and computer vision. • The Engineering Research Center and the US Embassy in Armenia Launched STEM Education for Armenian Youth Program to boost STEM education in middle and high schools.</p>

<p><b>2018-2019</b></p>	<p>AUA’s newly constructed Student Union, Faculty Center, and Amphitheater were opened. The construction was supported by a grant from USAID’s Office of American Schools and Hospitals Abroad. • The 100 Pillars of AUA fundraising campaign was completed. • AUA Press was launched to serve as the publishing arm of the University. • AUA and the Manoogian Simone Foundation signed an agreement with the support of the RoA Deputy Prime Minister’s office, establishing the Manoogian Simone Research Fund to support in-depth studies on topics of interest to the Armenian government. • AUA received a \$900,000 grant from USAID’s Office of American Schools and Hospitals Abroad to renovate one of the buildings donated to AUA by K. George and Dr. Carolann Najarian to create a center for social entrepreneurship. • AUA launched the Technology and Innovation Legal Clinic in collaboration with the U.S.-based Armenian Bar Association. • AUA and San Jose State University signed an MoU to foster international cooperation, faculty and student exchanges, sharing of educational and research materials, and the implementation of joint projects and programs related to global education. • AUA and the Zoryan Institute signed an agreement to collaborate on academic and scholarly projects and provide AUA students with unrestricted access to the Institute’s research archives. • EPIC startup team Currencii, an online B2B marketplace for currency exchange, won second place in the final venture competition at Sevan Startup Summit 2018. • AUA organized the International Symposium on Transitional Justice in collaboration with the Zoryan Institute. • AUA launched the Honoring Those Who Served: Investing in Our Veterans’ Education campaign, which seeks to raise \$1.5 million to establish an endowed scholarship fund to support veterans at the University after they complete their mandatory military service. • AUA’s School of Public Health launched a tuberculosis awareness campaign as part of a broader project funded by USAID and implemented by AUA in collaboration with the RoA Ministry of Health and the National TB Control Center.</p>
<p><b>2017-2018</b></p>	<p>In June 2017, AUA welcomed its first bachelor’s degree recipients in its inaugural undergraduate commencement ceremony. • AUA launched the first phase of its Yes, Armenian Women Can! scholarship endowment campaign titled Women in Computer Science and Engineering, which aims to establish \$2.5 million funding to support over 100 women in the field of science and engineering. • The University hosted two ribbon cutting ceremonies, one for the Zaven and Sonia Akian College of Science and Engineering and the other for the Gerald and Patricia Turpanjian School of Public Health, marking the immense contributions of the Akian and Turpanjian families. • Upon approval from the WASC Senior College and University Commission (WSCUC), AUA announces the Fall 2020 launch of new Bachelor of Science in Data Science (BSDS) degree program. • AUA’s Acopian Center for the Environment (ACE) together with AUA College of Science and Engineering (CSE) began offering a minor in Environmental Studies to all AUA undergraduate students. Their joint collaboration also resulted in the opening of Geographic Information System and Remote Sensing Lab at AUA. • AUA was among the winners of the photo and video contest at the US Agency for International Development (USAID)/American Schools and Hospitals Abroad (ASHA) annual conference. • The 2017 AUA alumni reunion hosted in Yerevan was followed by reunions in Los Angeles, Washington DC, London and Barcelona, bringing together over 400 graduates. • AUA hosted its first TEDx event, titled “Think Forward” featuring talks on a variety of topics ranging from technology to art, marketing to education and youth empowerment. • AUA students were finalists in a number of international competitions, including the 4th International Foreign Language Olympiad in Dilijan, 2018 Jessup International Law Moot Court Competition in Washington D.C., and the Wege Prize 2018 in Michigan. • AUA’s Center for Responsible Mining (CRM) supported RoA government officials to conduct studies on the legal and institutional framework for the mining sector in the scope of the project which aims to enhance Armenia’s Capacity to Implement Extractive Industries Transparency Initiative (EITI). • AUA alumni were appointed to several leading positions in the newly-formed Armenian government in mid-May. Among the notable appointments were Mane Tandilyan as RoA Minister of Labor and Social Affairs and Arthur Khachatryan as RoA Minister of Agriculture.</p>
<p><b>2016-2017</b></p>	<p>The 25th anniversary of the University was celebrated with a gala held at the Beverly Wilshire Hotel in Los Angeles. Over \$1.5 million was raised to offer scholarships to AUA students. • Two new academic programs were established and set to begin in Fall 2020: the Master of Science in Strategic Management and the Bachelor of Science in Engineering Sciences. • The American Schools and Hospitals Abroad (ASHA) program of the U.S. Agency for International Development (USAID) provided a grant of \$999,000 to construct,</p>

	<p>furnish, and equip a student residence facility. • The Center for Creative Writing (CCW) was founded, aiming to reinvigorate the production and study of literature in Armenia. • The Gerald and Patricia Turpanjian School of Public Health implemented two Ministry of Health-accredited Continuous Professional Development courses: one for nurses practicing in Armenia and another for trainings in tobacco dependence treatment for primary healthcare physicians. • At its Alumni Reunion, AUA’s inaugural Class of 93 collectively made a commitment to become a Pillar of AUA, pledging to raise \$50,000 over a period of three years. • Participation in the ERASMUS+ program gave AUA students opportunities to study abroad throughout Europe, including in Norway, France, Austria, France, and Italy. • The Entrepreneurship and Product Innovation Center (EPIC) began operations as AUA’s on-campus student startup incubator in Armenia. • AUA Extension opened an office in Vanadzor in addition to its current service in Yerevan, Dilijan, Yeghegnadzor, Gyumri, and Stepanakert. • AUA, the Aurora Humanitarian Initiative, and Scholae Mundi Armenia signed an agreement to create a \$1 million scholarship fund for students from Syria, Iraq, Lebanon, Jordan and Egypt. • A conference titled “The Empowerment of Girls and Women in Armenia” was sponsored and hosted at AUA. It was the first phase of AUA’s Women’s Empowerment Initiative, which will identify issues, foster awareness, and help set an agenda for research, social activism, and academic programming. • The Zaven &amp; Sonia Akian College of Science and Engineering sponsored a data science workshop with the goal of establishing relationships between groups of scientists and entrepreneurs who work on developing cutting-edge algorithms for machine learning and big data analytics in Armenia and abroad.</p>
<p><b>2015-2016</b></p>	<p>The first AUA Ecotourism conference convenes with 500 participants from across the country. • The Garo Meghriyan Eye Institute for Preventive Ophthalmology brings eye screenings and other forms of medical assistance to Artsakh. • AUA celebrates the 20<sup>th</sup> anniversary of the Political Science and International Affairs program’s first graduating class and the establishment of the Turpanjian Center for Policy Analysis (TCPA). • AUA Leadership visits the Armenian communities in Lebanon, Turkey and Russia to raise awareness about AUA and encourage Diasporan Armenians to study at AUA. • The university launches the 100 Pillars Campaign to raise unrestricted giving. • In response to the 4-day war AUA students begin translating official news from the Ministry of Defense and the Armenian government into as many as 19 languages and disseminating them through social media. • Faculty, staff and students begin to develop the university’s 2016-2022 strategic plan. • Memoranda of Understanding (MoUs) are signed with several universities, including California State University in Northridge, the Armenian National University of Architecture and Construction, California State University in Fresno, Southern Connecticut State University, and AUDENCIA Business School in France. • Joint educational and cultural programs are held with students and faculty from UCLA. • Distinguished public speakers visit AUA including Nicholas Koumjian, Governor Michael Dukakis and wife Katharine Dukakis, Dr. Vaughan Turekian, Eduard Djeredjian. • Alumni Endowment Fund Scholarship issues its second scholarship. • The works of 40 western Armenian writers perished during the Armenian Genocide are digitized and made publicly available by AUA Digital Library of Armenian Literature (Digilib). • The Center for Health Services and Research (CHSR) in collaboration with the University of Pennsylvania completes an important study of nursing education and practice in Armenia. • AUA continues to provide tuition assistance scholarships to underprivileged students, including numerous Syrian-Armenians. • AUA celebrates the completion of the construction of the Entrepreneurship and Product Innovation Center (EPIC), a Collaborative Study Area in the Agbabian Hall, a tiered classroom and new classrooms and laboratories thanks to funding provided by the American Schools and Hospitals Abroad (ASHA) program of the USAID.</p>
<p><b>2014-2015</b></p>	<p>The position of AUA President is accepted by Dr. Armen Der Kiureghian, one of AUA’s founders. • AUA’s accreditation is reaffirmed by the WASC Senior College and University Commission for nine years, through February 2024, solidifying its status as the only U.S.-accredited higher education institution in the former Soviet Union territory. • Partnerships with two University of California campuses are announced with the launch of a new AUA-UCLA Summer Intensive Program in Armenian Studies and a memorandum of understanding with UC Irvine to promote educational and scientific cooperation. • AUA is ranked by Unison NGO as the only higher education institution out of 29 surveyed across Armenia to have a campus physically accessible to those with disabilities. • The Centennial of the Armenian Genocide is marked with a year-long program of over 40 public events,</p>

	<p>lectures, exhibitions, films, and seminars including. • AUA's Digital Library creates a separate E-brary of works of Armenian writers who perished during the Armenian Genocide with support from the Gulbenkian Foundation. • <i>The Bridge</i>, AUA's new online student newspaper is launched. • AUA wins First Place in the 2015 annual conference photo contest of the American Schools and Hospitals Abroad (ASHA). • The "AUA for Syrian Armenians" campaign is launched, raising over \$12,000 toward AUA Extension's "Learning for a Better Future" assistance program, which provides valuable educational resources to the displaced Syrian-Armenian population. • ASHA awards two grants to modernize student services and establish an Innovation &amp; Technology Incubation Center. • \$1 Million Student Scholarship Endowment is established by Mario Mazzola, Chief Development Officer at Cisco Systems, Inc., and his wife, Luciana Cavallet to fund up to 40 students each year with full and partial scholarships. • Master of Science in Economics program celebrates the commencement of its first graduating class with sixteen graduates. • The School of Public Health is one of 19 organizations worldwide selected to receive a grant from Global Bridges Healthcare Alliance for Tobacco Dependence Treatment to expand their work in the field of tobacco dependence treatment. • The School of Public Health's Varduhi Petrosyan's co-authored Health Affairs study examining the reasons behind the growing cost of health services in the United States compared to other countries is cited in a recent Vox interview with U.S. President Barack Obama. • 10 students from Political Science and International Affairs and Master of Laws programs receive full fellowships from the Dream Fund to attend the Summer Law Institute at Hebrew University. • Teaching English as a Foreign Language faculty, students, and alumni present 24 projects at international conferences in the United Arab Emirates, Canada, Turkey, and Greece. • Industrial Engineering and Systems Management program launches a collaborative bioengineering project with Harvard Medical School to initiate the design and production of short intramedullary nails (orthopedic implant) for treatment of femoral fractures. • Acopian Center for the Environment (ACE) hosts more than fifteen civil society, governmental, educational, and international organizations to sign a Memorandum of Understanding establishing the Environmental Education Network in Armenia, which aims to foster collaboration and partnership between its members. • ACE is invited by Yerevan Municipality to deliver innovative extracurricular environmental education courses to public middle and high school students. • AUA's Turpanjian Center for Policy Analysis concludes a two-year research project about civil society in Armenia and begins a follow-up project for another two years, funded by Academic Swiss Caucasus Net. • AUA Extension celebrates the completion of its first-ever training for the Republic of Armenia Police Academy. • AUA Extension launches a new program on leadership and governance in the public sector with funding from the Calouste Gulbenkian Foundation and initiates a Women's Leadership Program with funding from the Armenian International Women's Association (AIWA). • AUA Extension expands its Continuing Education Program for rural Armenia to Gavar and Yeghegnadzor with funding from the Turpanjian Family Foundation and initiates a pilot program in English language for conscripts serving in Stepanakert under the program funded by the Armenian General Benevolent Union (AGBU). • AUA's AGBU Papazian Library receives two extensive book collections from Richard Hovannisian and Vartan Gregorian. • The Yerevan Alumni Club celebrates its official opening while the alumni community in Washington, DC establishes the first Alumni Club outside of Armenia. • AUA alumni award first student scholarship from Alumni Endowment Fund, which was established in 2013 on the occasion of the 20th anniversary reunion of the class of 1993.</p>
<p><b>2013-2014</b></p>	<p>AUA launches an undergraduate program with degrees in English &amp; Communications, Business, and Computational Sciences, with an enrollment of 281 students • AUA launches a Master's in Economics program. • The School of Public Health receives the only seed grant awarded in Europe from Grand Challenges Canada, funded by the Government of Canada, to implement its project <i>Innovative Approach in TB Care in Armenia</i>, in close collaboration with the Ministry of Health's National Tuberculosis Control Program. • AUA Extension implements English language training for the RoA police department, with funding from the United States Department of State, INL. • AUA Extension opens new classroom facilities in Dilijan and Gyumri. • AUA Extension offers a leadership class for Stepanakert youth participating in the summer camp organized by the Nagorno-Karabakh Republic's Ministry of Culture and Youth Affairs. • AUA Extension launches a new program with the Republic of Armenia's Ministry of Defense with funding from AGBU. • The College of Science &amp; Engineering hosts the 22nd Annual International Conference on the Discrete Simulation of Fluid Dynamics, with participants from 17 countries. • The Cryptography and Systems</p>

	<p>Security Laboratory conducts research projects with Samsung Ukraine R&amp;D Center. • Industrial Engineering &amp; Systems Management program spearheads the iCO-op Project, an EU-funded Tempus program, to promote remote engineering laboratory education. • AUA launches the Center for Responsible Mining, the first such center in the country and the region.</p>
<b>2012-2013</b>	<p>The College of Science and Engineering hosts a working conference on the Reliability and Optimization of Structural Systems. • The European Bird Census Council appoints the AUA Acopian Center for the Environment (ACE) as the national coordinator for the European Breeding Bird Atlas 2 Project. AUA ACE is working on the first ever Monitoring Atlas on Butterflies of Armenia. AUA ACE develops ecological and ornithological education programs with local high schools. AUA ACE and the School of Public Health organize two international scientific symposiums titled “Mining and Socio-Economic Development: Armenia’s Policy Choices” and “Emerging Issues in Environmental and Occupational Health: Mining and Construction in Transition Economies.” • The Legal Resource Center sponsors an international conference on the International Criminal Court and Armenia. • AUA Extension completes two trainings on women’s entrepreneurship and holds its first conference for women entrepreneurs funded by the Armenian International Women’s Association. AUA launches AUA Extension in NKR, with funding from AGBU. AUA launches the Continuing Education Program for rural Armenia funded by the Turpanjian Family Foundation. AUA Extension enters into a partnership agreement with the Central Bank of Armenia for conducting a needs assessment of the Dilijan population. AUA Extension begins offering courses at the Vazgen Sargsyan Military Institute. • The Center for Research in Applied Linguistics (CRAL) launches its pre-school English Language Program. • The School of Public Health and AUA ACE partner with the Blacksmith Institute and Armenian Ministries of Health and Nature Protection to develop an inventory of toxic waste sites in Armenia. • MPSIA Assistant Professor Dr. Syuzanna Vasilyan is awarded the first and only Jean Monnet Chair in European Studies in Armenia. • The College of Business and Economics (CBE) establishes a collaborative internship program with UNICEF, enabling MBA students to work in areas such as public health, human rights, and environmental sustainability.</p>
<b>2011-2012</b>	<p>AUA holds “Celebration of Education,” a week-long series of events celebrating its 20<sup>th</sup> anniversary, including an art exhibit, a concert and a conference on “Frontiers of Higher Education.” • AUA receives preliminary approval from the Western Association of Schools and Colleges for its reaccreditation Capacity Preparatory Review and for starting undergraduate programs in Computational Sciences, Business, and English &amp; Communications in Fall 2013. • The University establishes agreements with the Ministries of Defense, Justice and Economy on cooperation and student internships. • Through a USAID-ASHA grant, major renovations are made to enlarge the AGBU Papazian Library and modernize the cafeteria. • The Department of English Programs organizes its first Student Research Conference with the participation of graduate students from local universities. • A team of MSCIS faculty and students develops a security algorithm for Samsung video devices. • The Acopian Center for the Environment, in collaboration with the National Academy of Sciences, holds the first conference on Biodiversity Conservation in the South Caucasus. • The Law Department holds an international conference on Crossroads of Psychology and Law and a seminar series on Rethinking Values, Norms and Institutions in Armenia. • The College of Health Sciences conducts research to improve control of tuberculosis among migrant workers and to assess risk factors for developing drug-resistant tuberculosis in Armenia. • The School of Business and Management initiates a Professional MBA (PMBA) program for working professionals. • AUA Extension launches its first “Summer School for Teens.” • The University initiates a “Thinking About Thinking” lecture series in collaboration with Luys Foundation. • AUA inaugurates the e-Bulletin to inform the public about its activities and accomplishments.</p>
<b>2010-2011</b>	<p>The Center for Health Services Research (CHSR) evaluates the Ministry of Health’s Child Health State Certificate Program with financial support from USAID. • The first Intellectual Property Moot Court for law students throughout Armenia is held at AUA. • A team of MSCIS cryptography researchers and students initiates collaborative research projects with NTX Research and the Volkswagen Foundation. • MPSIA and the US Embassy in Armenia launch a new cycle of the Mentoring Program for Women that pairs professional women with AUA students. • DEP organizes the Armenian Ministry of Education and Science’s English Olympiad and hosts a conference on Challenges and Opportunities for EFL Testing.</p>

	<ul style="list-style-type: none"> <li>• Three MBA students receive first-place awards in the World Bank’s nationwide essay competition. The Center for Business Research and Development (CBRD) completes Phase I of the Ministry of Economy’s Gyumri Technology Incubator Project.</li> </ul>
<b>2009-2010</b>	<p>The AUA Board of Trustees appoints the University’s third President, Dr. Bruce Boghosian, and designates Dr. Haroutune Armenian as President Emeritus. • The Law Department successfully transitions to a thematic curriculum which simultaneously qualifies students for the LL.M. and offers modular certificates to practitioners for continuing legal education. • DEP hosts International Association of Teachers of English as a Foreign Language (IATEFL) Virtual conference with 150 international participants and awarded a grant to help improve the professional development of MATEFL in Armenia. • CHSR conducted a comprehensive Assessment of Public Health Services in Armenia in collaboration with the Ministry of Health and support from the World Health Organization Country Office.</p>
<b>2009</b>	<p>A team of first year MSCIS students wins the Microsoft Imagine Cup Armenia competition. MSCIS launches the Certificate Program in Object Oriented Programming. • The Law Department adopts the LSAT as an admission requirement. • The World Bank Yerevan Office and AUA launch the Knowledge for Development Center at the AGBU Papazian Library. • AUA hosts two conferences for overseas American universities, the annual meeting of the Association of American International Colleges and Universities and the 2009 meeting of the American International Consortium of Academic Libraries. • DEP convenes the first International Language Assessment Conference in Armenia with more than 150 international scholars in attendance. DEP introduces new certificate programs in Translation and MATEFL. • ACE convenes the first conference in Armenia on the use of GIS and Remote Sensing. • AUA Extension becomes the first IBM Authorized Independent Training Provider in the region. • The Turpanjian Rural Development Program provides training and financial support for the Program’s 100th village entrepreneur.</p>
<b>2008</b>	<p>The Paramaz Avedisian Building (PAB) opens with a grand ceremony. The PAB is a fully-equipped state-of-the-art educational facility that offers a superior learning environment exceptional not only for Armenia but for the entire region. • The Center for Health Services Research and Development starts a three year collaborative project “Epidemiology and Intervention Research for Tobacco Control in Armenia” with the Johns Hopkins Institute for Global Tobacco Control. • AUA Extension expands to Gyumri and Stepanakert. • Through a generous donation of the Turpanjian Family Foundation, the AUA Digital Library of Armenian Classics completes digitization of 60 major authors of Western Armenian literature, 1850-2000.</p>
<b>2007</b>	<p>AUA receives U.S. accreditation by the Western Association of Schools and Colleges, one of the seven regional accrediting bodies recognized by the U.S. Department of Education, for the maximum of seven years. • The Turpanjian Rural Development Program opens three field offices in the Shirak and Tavush Regions and in Nagorno-Karabakh. • Dr. Karen Aghababyan receives the United Kingdom's prestigious Whitley Fund for Nature Award for research combining environmental conservation research with education. • The Armenian Virtual Science Library Project is initiated with the goal of providing digital library services to the Armenian scientific community. • AUA Extension joins the Microsoft IT Academy and IBM Business Partnership and establishes a Hospitality and Tourism Training Program.</p>
<b>2006</b>	<p>AUA is a founding member of the consortium of American-style Academic Libraries of colleges and universities in Europe, North Africa, and the Middle East which is created to implement collaborative projects in information resources and technology that support teaching and learning. • AUA launches the Turpanjian Rural Development Program, a major five year initiative focused on economic growth through adult education and rural entrepreneurship. • The Anti-Seismic Systems International Society and AUA in collaboration with the Armenian Association for Earthquake Engineering, holds an international workshop on "Base Isolated High-Rise Buildings," Armenia is the first among developing nations to implement seismic isolation technology and pioneers the practice of retrofitting buildings for seismic isolation. • Fifty-two doctors and nurses in Nagorno-Karabakh complete basic first aid and emergency skills training organized by the Center for Health services Research and Development as part of the United States Agency of International Development funded Humanitarian Assistance Program for Nagorno-Karabakh.</p>
<b>2005</b>	<p>Construction begins on the Paramaz Avedisian building. • The university hosts the accreditation team from the Western Association of Schools and Colleges for its Capacity and Preparatory Review. • The Turpanjian Family Foundation provides support for the first Armenian Big Brother and Big Sister program providing mentoring for undergraduates. •</p>

	The US Department of Energy awards a grant for proliferation prevention to scientists at the AUA, the Yerevan Physics Institute, the National Renewable Energy Laboratory (NREL) in Golden, Colorado, and an optico-physics Institute in Moscow. • The AUA Digital Library provides the content of the most comprehensive 5-volume publication of the Armenian Classical Literature from the 5th to 7th century. • The College of Health Sciences graduates, with support from the Open Society Institute, its first international students: 3 from Moldova and 1 from Mongolia. • The Master of Public Health Program, College of Health Sciences hosts the XXVII ASPHER conference with delegates from over 50 countries and five continents.
<b>2004</b>	The university launches a number of named scholarships, including the Turpanjian Family Foundation Scholarship program which helps orphaned and economically disadvantaged students at AUA and other Armenian Universities as well as scholarships honoring Stepan Karamardian, Arpine and Arda Hovnanian, Zaven O. Kodjayan, the Garmery Benevolent Association, Richard R. Tufenkian/the Armenian Educational Foundation, and Harry Kullijian. • The Speaker of the National Assembly also established two awards benefiting AUA; one recognizes an outstanding graduate, the other an outstanding first-year student. • The Center for Research and Development in Applied Linguistics and Language Teaching is established within the Department of English Programs. • The university's tuition deferred payment program continues to expand thanks to many generous individual and corporate contributions, including the Nishan and Eskohee Abashian Fund.
<b>2003</b>	AUA and San Francisco State University (SFSU) sign a Memorandum of Understanding "which affirms their common commitment to the values of intellectual freedom, educational excellence, and international cooperation." • The Turpanjian Center for Policy Analysis is named following the generous gift from Mr. Jerry Turpanjian and family. • The College of Health Sciences organizes a regional conference for public health faculty on competency-based education. • Since its inception, 6000 people have taken AUA Extension courses. • The 8th World Seminar on Seismic Isolation, Energy Dissipation, and Active Vibration Control of the Structures takes place at AUA. • Law Department students form an NGO (non-governmental organization) and inaugurate series of forums and roundtables on current legal issues of importance to Armenia and its regions. • A tuition deferred payment program is launched, the first of its kind in Armenia.
<b>2002</b>	An all AUA Master of Arts in Teaching English as a Foreign Language replaces the "sandwich" program to better serve the growing demand for English language teachers. • The College of Health Sciences accepts the Ministry of Health's invitation to co-sponsor its School for Health Care Management and Administration. • AUA obtains candidacy status with the Western Association for Schools and Colleges.
<b>2001</b>	A Master of Science in Computer and Information Science is added to the College of Engineering. • The College of Health Sciences is accepted as member of the Association of Schools of Public Health in the European Region. • The Digital Library project is awarded President of Armenia's Prize for "the best IT project accomplished in Armenia in the last five years."
<b>2000</b>	The Garo Meghriyan Eye Institute for Preventive Ophthalmology (GMEIPO) opens at AUA Center. • AUA Extension begins a four-year project offering English courses in Gyumri.
<b>1999</b>	The Environmental Conservation and Research Center begins offering a certificate program to second year students who wish to include environmental research into their graduate studies. • The Digital Library project begins developing electronic versions of classical Armenian literature. • The Engineering Research Center launches an international solar energy project to heat and cool the AUA Small Auditorium.
<b>1997</b>	The Certificate of Public Health Program expands into a full Master of Public Health degree. • A "sandwich" Master of Arts in Teaching English as a Foreign Language Program begins: students start the program at AUA, continue in the US, and return to AUA to write their theses.
<b>1996</b>	The Master of Laws Degree Program is initiated and gradually evolves to the current Department of Law, which offers a Master of Laws degree to lawyers and a Master of Legal Studies degree to non-lawyers. • The Legal Research Center is established as an integral component of the Law Department providing access to up-to-date books and Internet-mediated databases covering all areas of relevance to law-based governance.
<b>1995</b>	The College of Health Sciences is established, offering a Certificate in Public Health Program in affiliation with the Johns Hopkins Bloomberg School of Public Health. • The Center for Health Services Research and Development begins operating parallel to the Public

	Health Program providing technical assistance, research, evaluation, and program development assistance to the Ministry of Health and international humanitarian and donor organizations. • The Center for Policy Analysis is established to conduct multidisciplinary applied policy research in a broad spectrum of contemporary social, political, and legal fields.
<b>1994</b>	The School of Political Science and International Affairs is established, offering a Master’s degree.
<b>1993</b>	The University holds its first Commencement, graduating 38 men and women in Business and Management, 10 in Industrial Engineering, and 5 in Earthquake Engineering. • The “Birds of Armenia” begins its mission to increase environmental awareness in Armenia; several books are later published for community education and outreach, promoting birding and local involvement in environmental conservation.
<b>1992</b>	AUA establishes the Certificate Program in Teaching English as a Foreign Language to prepare English teachers; the Environmental Conservation and Research Center to provide a required introductory course on environmental science; the Engineering Research Center to conduct research in the area of Industrial Engineering as well as Renewable Energy; and the Center for Business Research and Development to provide “western” research and consulting services to the private and non-profit sectors. • AUA Extension is created to offer short courses and training programs for working professionals and the general public in Yerevan as well as the surrounding provinces.
<b>1991</b>	The University opens its doors on Armenian Independence Day with 101 students enrolled in the Intensive English Program. Within months, these students move into their respective graduate degree programs in Business and Management, Earthquake Engineering [now suspended], and Industrial Engineering.

Source: Communications Department

## Enrollment

### Undergraduate

Table 1.1. Enrollment for Fall 2023<sup>1</sup>

College/School Name	Academic Program	First-Time, First-Year Degree Seeking N <sup>2</sup>			All Other Degree Seeking N			Total Degree Seeking N		
		Full-Time	Part-Time	AUA Students Studying abroad	Full-Time	Part-Time	AUA Students Studying abroad	Full-Time	Part-Time	Total
College of Business and Economics	BAB	160	0	0	446	15	9	606	15	630
College of Humanities and Social Sciences	BAEC	91	0	0	257	7	0	348	7	355
	BAPG	39	0	0	76	3	1	115	3	119
College of Science and Engineering	BSCS	116	0	0	270	28	1	386	28	415
	BSDS	86	0	0	207	12	0	293	12	305
	BSES	35	0	0	61	7	1	96	7	104
Fall 2023 Collage of Health Sciences	BSESS	24		0	2	0	0	26	0	26
	BSN	11	0	0	0	11	0	11	11	22
<b>Total Undergraduate Headcount</b>		<b>562</b>	<b>0</b>	<b>0</b>	<b>1319</b>	<b>83</b>	<b>12</b>	<b>1881</b>	<b>83</b>	<b>1976</b>
Study Abroad in AUA	N/A									0
Total Non-Degree Seeking	N/A									1
AUA students studying abroad										(12) <sup>3</sup>
<b>Total</b>										<b>1977</b>

Source: The Office of the Registrar

<sup>1</sup> As of the end of add/drop period.

<sup>2</sup> First-time, first-year students regardless of year admitted (i.e. military or other deferred enrollment).

<sup>3</sup> The number is included in total undergraduate headcount.

Table 1.2. Enrollment for Fall 2023<sup>1</sup>

College/School Name	Academic Program	Freshman		Sophomore		Junior		Senior		Total		Total
		Full-Time	Part-Time	Full-Time	Part-Time	Full-Time	Part-Time	Full-Time	Part-Time <sup>2</sup>	Full-Time	Part-Time	
College of Business and Economics	BAB	197	0	162	1	136	2	111	12	606	15	621
College of Humanities and Social Sciences	BAEC	106	0	84	0	81	0	77	7	348	7	355
	BAPG	41	0	43	1	31	1	0	1	115	3	118
College of Science and Engineering	BSCS	153	5	103	4	86	1	44	18	386	28	414
	BSDS	94	1	78	1	64	0	57	10	293	12	305
	BSES	44	0	19	0	20	1	13	6	96	7	103
	BSESS	26	0	0	0	0	0	0	0	26	0	26
Collage of Health Sciences	BSN	11	3	0	8	0	0	0	0	11	11	22
<b>Total Undergraduate Headcount</b>												<b>1964</b>
Study abroad in AUA												0
Non-degree												1
AUA students studying abroad												12
<b>Total</b>												<b>1977</b>

Source: The Office of Registrar

<sup>1</sup> As of the end of add/drop period.

<sup>2</sup> Includes continuing enrollment students who have completed course work but are finishing their capstone and/or thesis research, writing or presentation.

Table 1.3. Enrollment by Sex and Citizenship for Fall 2023<sup>1</sup>

	College/School Name	Academic Program	RoA Citizens N		Non-RoA Citizens N		Dual Citizens <sup>2</sup>		Total N	
			Male	Female	Male	Female	Male	Female		
Fall 2023	College of Business and Economics	BAB	201	386	40	3	(12)	(39)	630	
	College of Humanities and Social Sciences	BAEC	45	289	11	10	(1)	(48)	355	
		BAPG	23	83	12	1	(3)	(5)	119	
		BSCS	241	147	24	3	(9)	(16)	415	
	College of Science and Engineering	BSDS	110	177	18	0	(3)	(14)	305	
		BSES	47	43	14	0	(4)	(6)	104	
		BSESS	9	12	5	0	(0)	(2)	26	
	Collage of Health Sciences	BSN	0	21	0	1	(0)	(0)	22	
	<b>Total Undergraduate by Citizenship and Gender</b>			<b>676</b>	<b>1158</b>	<b>124</b>	<b>18</b>	<b>(32)</b>	<b>(130)</b>	<b>1976</b>
	Study Abroad in AUA	N/A	0	0	0	0	(0)	(0)	0	
	Non-degree	N/A	0	1	0	0	(0)	(0)	1	
	AUA students studying abroad		(2)	(10)	(0)	(0)	(0)	(0)	(12) <sup>3</sup>	
<b>Total Undergraduate and Study Abroad and Non-Degree by Citizenship and Gender</b>			<b>676</b>	<b>1159</b>	<b>124</b>	<b>18</b>	<b>(32)</b>	<b>(130)</b>	<b>1977</b>	
<b>Total Undergraduate and Study Abroad by Citizenship</b>			<b>1835</b>		<b>142</b>		<b>(162)</b>	<b>1977</b>		

Source: The Office of Registrar

<sup>1</sup> As of the end of add/drop period. Total numbers are not duplicative.

<sup>2</sup> The number indicates RoA citizens who hold dual citizenship (one of which is RoA citizenship). This number is not counted in the number of Non-RoA Citizens.

<sup>3</sup> The number is included in total undergraduate enrollment by citizenship and sex.

## Graduate

Table 1.4. Enrollment for Fall 2023<sup>1</sup>

College/School Name	Academic Program	First-Time, First-Year Degree Seeking N <sup>2</sup>		All Other Degree Seeking N		Total			
		Full-Time	Part-Time	Full-Time	Part-Time <sup>3</sup>	Full-Time	Part-Time	Total	
College of Business and Economics	MBA	16	0	34	9	50	9	59	
	MSE	15	0	2	3	17	3	20	
	MSM	30	0	8	12	38	12	50	
	<b>Subtotal</b>	<b>61</b>	<b>0</b>	<b>44</b>	<b>24</b>	<b>105</b>	<b>24</b>	<b>129</b>	
College of Humanities and Social Sciences	MATEFL	4	0	12	3	16	3	19	
	LL.M.	23	0	14	0	37	0	37	
	MPSIA	0	0	5	8	5	8	13	
	MAIRD	12	0	3	0	15	0	15	
	MPA	13	0	0	0	13	0	13	
	MAHRSJ	10	0	12	1	22	1	23	
	<b>Subtotal</b>	<b>62</b>	<b>0</b>	<b>46</b>	<b>12</b>	<b>108</b>	<b>12</b>	<b>120</b>	
College of Science and Engineering	MEIESM	8	1	6	0	14	1	15	
	MSCIS	34	6	27	11	61	17	78	
	<b>Subtotal</b>	<b>42</b>	<b>7</b>	<b>33</b>	<b>11</b>	<b>75</b>	<b>18</b>	<b>93</b>	
College of Health Sciences	MPH	14	1	7	4	21	5	26	
<b>Graduate Subtotal</b>		<b>179</b>	<b>8</b>	<b>130</b>	<b>51</b>	<b>309</b>	<b>59</b>	<b>368</b>	
<b>Total Graduate Degree Seeking Headcount</b>									<b>368</b>
Graduate Certificate in Teaching English as a Foreign Language									13
Graduate Certificate in Translation									8
Graduate Certificate in Hotel and Hospitality Management									8
Graduate Certificate in Finance									0
Graduate Certificate in Data Analytics									0
Executive Certificate in Management									0
<b>Total Certificate Seeking</b>									<b>29</b>
Total Non-Degree Seeking									7
AUA students studying abroad									1
<b>Total Certificate and Non-Degree Seeking</b>									<b>37</b>
<b>Grand Total Headcount</b>									<b>405</b>

Source: The Office of Registrar

<sup>1</sup> As of the end of add/drop period.

<sup>2</sup> First-time, first-year students regardless of year admitted (i.e. military or other deferred enrollment).

<sup>3</sup> Includes continuing enrollment students who have completed course work but are finishing their capstone and/or thesis research, writing or presentation.

Table 1.5. Enrollment by Sex and Citizenship for Fall 2023<sup>1</sup>

College/School Name	Academic Program	RoA Citizens N		Non-RoA Citizens N		Dual Citizens <sup>2</sup>		Total N
		Male	Female	Male	Female	Male	Female	
College of Business and Economics	MBA	23	35	1	0	(1)	(1)	59
	MSE	7	12	1	0	(0)	(0)	20
	MSM	8	41	0	1	(1)	(3)	50
	<b>Subtotal</b>	<b>38</b>	<b>88</b>	<b>2</b>	<b>1</b>	<b>(2)</b>	<b>(4)</b>	<b>129</b>
College of Humanities and Social Sciences	MATEFL	0	18	0	1	(0)	(2)	19
	LL.M.	6	27	3	1	(1)	(2)	37
	MPSIA	5	3	5	0	(0)	(1)	13
	MAIRD	3	8	3	1	(1)	(1)	15
	MPA	2	11	0	0	(0)	(2)	13
	MAHRSJ	3	18	0	2	(0)	(1)	23
	<b>Subtotal</b>	<b>19</b>	<b>85</b>	<b>11</b>	<b>5</b>	<b>(2)</b>	<b>(9)</b>	<b>120</b>
College of Science and Engineering	MEIESM	6	7	2	0	(2)	(0)	15
	MSCIS	28	36	13	1	(0)	(2)	78
	<b>Subtotal</b>	<b>34</b>	<b>43</b>	<b>15</b>	<b>1</b>	<b>(2)</b>	<b>(2)</b>	<b>93</b>
College of Health Sciences	MPH	2	16	4	4	(0)	(3)	26
<b>Total Graduate by Citizenship and Gender</b>		<b>93</b>	<b>232</b>	<b>32</b>	<b>11</b>	<b>(6)</b>	<b>(18)</b>	<b>368</b>
<b>Total Graduate by Citizenship</b>		<b>325</b>		<b>43</b>		<b>(24)</b>		<b>368</b>
Total Certificate Seeking by Citizenship and Gender		1	27	1	0	(0)	(1)	29
Total Non-Degree by Citizenship and Gender		2	4	0	1	(0)	(1)	7
AUA Students Studying abroad		(1)	(0)	(0)	(0)	(0)	(0)	(1) <sup>3</sup>
<b>Total Non-Degree and Certificate Seeking by Citizenship and Gender</b>		<b>3</b>	<b>31</b>	<b>1</b>	<b>1</b>	<b>(0)</b>	<b>(2)</b>	<b>36</b>
<b>Grand Total by Citizenship and Gender</b>		<b>96</b>	<b>263</b>	<b>33</b>	<b>12</b>	<b>(6)</b>	<b>(20)</b>	<b>404</b>
<b>Grand Total by Citizenship</b>		<b>359</b>		<b>45</b>		<b>(26)</b>		<b>404</b>

Source: The Office of Registrar

<sup>1</sup> As of the end of add/drop period.

<sup>2</sup> The number indicates RoA citizens who hold dual citizenship (one of which is RoA citizenship). This number is not counted in the number of Non-RoA Citizens.

<sup>3</sup> The number is included in total graduate headcount by citizenship and sex.

## Application/Admissions/Enrollment

### Undergraduate

Table 2.1. Application/Admissions/Enrollment for Fall 2023

Applied for Fall 2023 N <sup>1</sup>						
Academic Program	Male		Female		Total	
	First Choicers	Second Choicers	First Choicers	Second Choicers		
BAB	137	18	148	24	327	
BAEC	54	9	260	52	375	
BAPG	124	20	66	18	228	
BSCS	59	19	65	13	156	
BSDS	28	13	29	12	82	
BSES	23	17	49	28	117	
BSN	0	2	14	5	21	
BSESS	27	3	31	12	73	
<b>Total</b>	<b>452</b>	<b>101</b>	<b>662</b>	<b>164</b>	<b>1379</b>	
<b>University Wide</b>	<b>452</b>		<b>662</b>		<b>1114</b>	

Admitted for Fall 2023 N, % of Applied (University Wide)						
Academic Program	Male		Female		Total	
	N	%	N	%	N	%
BAB	82	52.9%	99	57.6%	181	55.4%
BAEC	16	25.4%	85	27.2%	101	26.9%
BAPG	82	56.9%	47	56.0%	129	56.6%
BSCS	49	62.8%	48	61.5%	97	62.2%
BSDS	18	43.9%	20	48.8%	38	46.3%
BSES	15	37.5%	31	40.3%	46	39.3%
BSN	0	0.0%	12	63.2%	12	57.1%
BSESS	16	53.3%	12	27.9%	28	38.4%
<b>Total</b>	<b>278</b>	<b>50.3%</b>	<b>354</b>	<b>42.9%</b>	<b>632</b>	<b>45.8%</b>
<b>University WIDE</b>	<b>61.5%</b>		<b>53.5%</b>		<b>56.7%</b>	

Enrolled in Fall 2023 N, % of Admitted (University Wide)						
Academic Program	Male		Female		Total	
	N	%	N	%	N	%
BAB	61	74.4%	92	92.9%	153	84.5%
BAEC	14	87.5%	77	90.6%	91	90.1%
BAPG	61	74.4%	45	95.7%	106	82.2%
BSCS	36	73.5%	45	93.8%	81	83.5%
BSDS	15	83.3%	19	95.0%	34	89.5%
BSES	10	66.7%	28	90.3%	38	82.6%
BSN	0	N/A	11	91.7%	11	91.7%
BSESS	14	87.5%	12	100.0%	26	92.9%
<b>Total</b>	<b>211</b>		<b>329</b>		<b>540</b>	
<b>University WIDE</b>	<b>75.9%</b>		<b>92.9%</b>		<b>85.4%</b>	

Source: The Office of Admissions, The Office of the Registrar

<sup>1</sup> Applicants who apply to two programs (first and second choice of study) are counted in each program to which they are considered but only once in the university-wide count. (If an applicant is accepted to his/her first choice, s/he is not counted in the second choice).

Table 2.2. Application/Admissions/Enrollment by citizenship for Fall 2023<sup>1</sup>

Applied for Fall 2023 N <sup>2</sup>							
Academic Program	RoA		Dual Citizens		Non-RoA		Total
	First Choicers	Second Choicers	First Choicers	Second Choicers	First Choicers	Second Choicers	
BAB	256	34	(26)	(5)	29	8	327
BAEC	294	58	(40)	(3)	20	3	375
BAPG	155	30	(14)	(4)	35	8	228
BSCS	112	22	(8)	(5)	12	10	156
BSDS	46	22	(6)	(1)	11	3	82
BSES	65	39	(6)	(7)	7	6	117
BSN	13	6	(0)	(1)	1	1	21
BSESS	47	14	(2)	(2)	11	1	73
<b>Total</b>	<b>988</b>	<b>225</b>	<b>(102)</b>	<b>(28)</b>	<b>126</b>	<b>40</b>	<b>1379</b>
<b>University Wide</b>	<b>988</b>		<b>(102)</b>		<b>126</b>		<b>1114</b>

Admitted for Fall 2023 N, % of Applied								
Academic Program	RoA		Dual citizens		Non-RoA		Total	
	N	%	N	%	N	%	N	%
BAB	162	55.9%	(12)	38.7%	19	51.4%	181	55.4%
BAEC	93	26.4%	(19)	44.2%	8	34.8%	101	26.9%
BAPG	114	61.6%	(11)	61.1%	15	34.9%	129	56.6%
BSCS	88	65.7%	(4)	30.8%	9	40.9%	97	62.2%
BSDS	33	48.5%	(3)	42.9%	5	35.7%	38	46.3%
BSES	42	40.4%	(3)	23.1%	4	30.8%	46	39.3%
BSN	11	57.9%	(0)	0.0%	1	50.0%	12	57.1%
BSESS	21	34.4%	(1)	25.0%	7	58.3%	28	38.4%
<b>Total</b>	<b>564</b>	<b>46.5%</b>	<b>(53)</b>	<b>40.8%</b>	<b>68</b>	<b>41.0%</b>	<b>632</b>	<b>45.8%</b>
<b>University WIDE</b>		<b>57.1%</b>		<b>52.0%</b>		<b>54.0%</b>		<b>56.7%</b>

Enrolled in Fall 2023 N, % of Admitted								
Academic Program	RoA		Dual citizens		Non-RoA		Total	
	N	%	N	%	N	%	N	%
BAB	140	86.4%	(11)	91.7%	13	68.4%	153	84.5%
BAEC	84	90.3%	(13)	68.4%	7	87.5%	91	90.1%
BAPG	98	86.0%	(10)	90.9%	8	53.3%	106	82.2%
BSCS	73	83.0%	(2)	50.0%	8	88.9%	81	83.5%
BSDS	29	87.9%	(3)	100.0%	5	100.0%	34	89.5%
BSES	34	81.0%	(1)	33.3%	4	100.0%	38	82.6%
BSN	10	90.9%	(0)	N/A	1	100.0%	11	91.7%
BSESS	20	95.2%	(1)	100.0%	6	85.7%	26	92.9%
<b>Total</b>	<b>488</b>		<b>(41)</b>		<b>52</b>		<b>540</b>	
<b>University WIDE</b>	<b>86.5%</b>		<b>77.4%</b>		<b>76.5%</b>		<b>85.4%</b>	

Source: The Office of Admissions, The Office of the Registrar

<sup>1</sup> RoA citizens include those who hold dual citizenship (one of which is RoA citizenship). This number is not counted in the number of Non-RoA Citizens.

<sup>2</sup> Applicants who apply to two programs (first and second choice of study) are counted in each program to which they are considered but only once in the university-wide count. (If an applicant is accepted to his/her first choice, s/he is not counted in the second choice).

## Graduate

Table 2.3. Application/Admissions/Enrollment for Fall 2023

Applied for Fall 2023 N <sup>1</sup>						
Academic Program	Male		Female		Total	
	First Choicers	Second Choicers	First Choicers	Second Choicers		
MSCIS	22	0	29	0	51	
MEIESM	9	0	8	0	17	
LL.M.	4	0	27	1	32	
MAHRSJ	1	1	13	2	17	
MPA	2	0	11	4	17	
MAIRD	11	1	24	2	38	
MBA	9	0	19	0	28	
MPH	6	0	18	0	24	
MSE	8	1	14	0	23	
MSM <sup>2</sup>	7	0	37	2	46	
MATEFL	0	0	7	0	7	
<b>Total</b>	<b>79</b>	<b>3</b>	<b>207</b>	<b>11</b>	<b>300</b>	
<b>University Wide</b>	<b>79</b>		<b>207</b>		<b>286</b>	

Admitted for Fall 2023 N, % of Applied (University Wide) <sup>3</sup>						
Academic Program	Male		Female		Total	
	N	%	N	%	N	%
MSCIS	22	100.0%	26	89.7%	48	94.1%
MEIESM	9	100.0%	8	100.0%	17	100.0%
LL.M.	4	100.0%	24	85.7%	28	87.5%
MAHRSJ	2	100.0%	10	66.7%	12	70.6%
MPA	2	100.0%	16	106.7%	18	105.9% <sup>4</sup>
MAIRD	9	75.0%	16	61.5%	25	65.8%
MBA	8	88.9%	13	68.4%	21	75.0%
MPH	5	83.3%	16	88.9%	21	87.5%
MSE	7	77.8%	13	92.9%	20	87.0%
MSM	4	57.1%	33	84.6%	37	80.4%
MATEFL	0	N/A	6	85.7%	6	85.7%
<b>Total</b>	<b>72</b>	<b>87.8%</b>	<b>181</b>	<b>83.0%</b>	<b>253</b>	<b>84.3%</b>
<b>University WIDE</b>	<b>91.1%</b>		<b>87.4%</b>		<b>88.5%</b>	

Enrolled in Fall 2023 N, % of Admitted (University Wide) <sup>5</sup>						
Academic Program	Male		Female		Total	
	N	%	N	%	N	%
MSCIS	17	77.3%	22	84.6%	39	81.3%
MEIESM	6	66.7%	2	25.0%	8	47.1%
LL.M.	4	100.0%	20	83.3%	24	85.7%
MAHRSJ	2	100.0%	8	80.0%	10	83.3%
MPA	2	100.0%	11	68.8%	13	72.2%
MAIRD	5	55.6%	9	56.3%	14	56.0%
MBA	7	87.5%	10	76.9%	17	81.0%
MPH	3	60.0%	12	75.0%	15	71.4%
MSE	6	85.7%	10	76.9%	16	80.0%
MSM	3	75.0%	27	81.8%	30	81.1%
MATEFL	0	N/A	4	66.7%	4	66.7%
<b>Total</b>	<b>55</b>	<b>76.4%</b>	<b>135</b>	<b>74.6%</b>	<b>190</b>	<b>75.1%</b>

Source: The Office of Admissions, The Office of the Registrar

<sup>1</sup> Applicants who apply to two programs (first and second choice of study) are counted in each program to which they are considered but only once in the university-wide count. (If an applicant is accepted to his/her first choice, s/he is not counted in the second choice).

<sup>2</sup> MSM program begins in Summer but numbers are included in Fall semester.

<sup>3</sup> Includes conditional admissions.

<sup>4</sup> One student initially applied for the Master of Arts in International Relations and Diplomacy (MAIRD) program as both first and second choice of study but was subsequently admitted to the Master of Public Administration (MPA) program.

<sup>5</sup> Enrolled as first-time, first-year degree-seeking students as of the end of add/drop period.

Table 2.4. Application/Admissions/Enrollment by citizenship for Fall 2023

Applied for Fall 2023 N <sup>1</sup>							
Academic Program	RoA		Dual citizens		Non-RoA		Total
	First choicers	Second choicers	First choicers	Second choicers	First choicers	Second choicers	
MSCIS	44	0	(2)	(0)	7	0	51
MEIESM	14	0	(2)	(0)	3	0	17
LL.M.	30	1	(7)	(1)	1	0	32
MAHRSJ	13	3	(2)	(1)	1	0	17
MPA	12	4	(1)	(1)	1	0	17
MAIRD	30	2	(5)	(0)	5	1	38
MBA	27	0	(5)	(0)	1	0	28
MPH	19	0	(6)	(0)	5	0	24
MSE	20	0	(0)	(0)	2	1	23
MSM <sup>2</sup>	42	2	(6)	(0)	2	0	46
MATEFL	6	0	(2)	(0)	1	0	7
<b>Total</b>	<b>257</b>	<b>12</b>	<b>(38)</b>	<b>(3)</b>	<b>29</b>	<b>2</b>	<b>300</b>
<b>University Wide</b>	<b>257</b>		<b>(38)</b>		<b>29</b>		<b>286</b>

Admitted for Fall 2023 N, % of Applied <sup>3</sup>									
Academic Program	RoA		Dual citizens		Non-RoA		Total		
	N	%	N	%	N	%	N	%	
MSCIS	41	93.2%	(2)	100.0%	7	100.0%	48	94.1%	
MEIESM	14	100.0%	(2)	100.0%	3	100.0%	17	100.0%	
LL.M.	27	87.1%	(5)	62.5%	1	100.0%	28	87.5%	
MAHRSJ	11	68.8%	(1)	33.3%	1	100.0%	12	70.6%	
MPA	17	106.3%	(2)	100.0%	1	100.0%	18	105.9% <sup>4</sup>	
MAIRD	19	59.4%	(4)	80.0%	6	100.0%	25	65.8%	
MBA	20	74.1%	(2)	40.0%	1	100.0%	21	75.0%	
MPH	17	89.5%	(5)	83.3%	4	80.0%	21	87.5%	
MSE	18	90.0%	(0)	N/A	2	66.7%	20	87.0%	
MSM	37	84.1%	(5)	83.3%	0	0.0%	37	80.4%	
MATEFL	5	83.3%	(2)	100.0%	1	100.0%	6	85.7%	
<b>Total</b>	<b>226</b>	<b>84.01%</b>	<b>(30)</b>	<b>73.17%</b>	<b>27</b>	<b>87.10%</b>	<b>253</b>	<b>84.33%</b>	
<b>University WIDE</b>		<b>87.9%</b>		<b>78.9%</b>		<b>93.1%</b>		<b>88.5%</b>	

Enrolled in Fall 2023 N, % of Admitted <sup>5</sup>									
Academic Program	RoA		Dual citizens		Non-RoA		Total		
	N	%	N	%	N	%	N	%	
MSCIS	34	82.9%	(2)	100.0%	5	71.4%	39	81.3%	
MEIESM	6	42.9%	(2)	100.0%	2	66.7%	8	47.1%	
LL.M.	23	85.2%	(3)	60.0%	1	100.0%	24	85.7%	
MAHRSJ	9	81.8%	(1)	100.0%	1	100.0%	10	83.3%	
MPA	13	76.5%	(2)	100.0%	0	0.0%	13	72.2%	
MAIRD	10	52.6%	(1)	25.0%	4	66.7%	14	56.0%	
MBA	17	85.0%	(2)	100.0%	0	0.0%	17	81.0%	
MPH	13	76.5%	(4)	80.0%	2	50.0%	15	71.4%	
MSE	14	77.8%	(0)	N/A	2	100.0%	16	80.0%	
MSM	30	81.1%	(4)	80.0%	0	N/A	30	81.1%	
MATEFL	3	60.0%	(1)	50.0%	1	100.0%	4	66.7%	
<b>Total</b>	<b>172</b>	<b>76.1%</b>	<b>(22)</b>	<b>73.3%</b>	<b>18</b>	<b>66.7%</b>	<b>190</b>	<b>75.1%</b>	

Source: The Office of Admissions, The Office of the Registrar

<sup>1</sup> Applicants who apply to two programs (first and second choice of study) are counted in each program to which they are considered but only once in the university-wide count. (If an applicant is accepted to his/her first choice, s/he is not counted in the second choice).

<sup>2</sup> MSM program begins in Summer but numbers are included in Fall semester.

<sup>3</sup> Includes conditional admissions.

<sup>4</sup> One student initially applied for the Master of Arts in International Relations and Diplomacy (MAIRD) program as both first and second choice of study but was subsequently admitted to the Master of Public Administration (MPA) program.

<sup>5</sup> Enrolled as first-time, first-year degree-seeking students as of the end of add/drop period.

## Test Scores

### Test Scores of Admits

Table 3.1. Test Scores for Fall 2023 Admits – Undergraduate and Graduate

Tests	Score	
	Median	Range
<b>Undergraduate</b>		
<b>Toefl (iBT) University-Wide</b>	<b>95.0</b>	<b>70-116</b>
BAB	93.0	71-115
BAEC	96.0	75-116
BAPG	92.0	70-111
BSCS	97.0	72-112
BSDS	97.0	76-115
BSES	97.5	78-113
BSESS	84.0	76-110
<b>International English language Testing System (IELTS) University-Wide</b>	<b>7.0</b>	<b>6-8.5</b>
BAB	7.0	6-8
BAEC	7.0	6.5-8
BAPG	7.0	6-8.5
BSCS	7.0	6-8.5
BSDS	7.0	6.5-8
BSES	7.3	7-7.5
BSESS	6.3	6-7
<b>SAT Quantitative</b>		
<b>SAT University-Wide</b>	<b>760.0</b>	<b>540-800</b>
BAB	750.0	690-800
BAEC	660.0	540-740
BAPG	695.0	560-790
BSCS	780.0	690-800
BSDS	780.0	720-800
BSES	770.0	700-800
BSESS	715.0	640-780
<b>ACT</b>	<b>36.0</b>	<b>30-36</b>
BAB	35.0	30-36
BSCS	36.0	30-36
BSDS	36.0	34-36
BSES	36.0	36-36
<b>Graduate</b>		
<b>TOEFL (iBT) University-Wide</b>	<b>87.0</b>	<b>170-110</b>
MSCIS	87.0	78-95
MEIESM	85.0	79-101
LL.M.	85.5	74-105
MAHRSJ	80.0	78-82
MBA	86.5	70-91
MPH	98.0	73-106
MSE	92.5	83-102
MSM	100.0	79-110
MPA	84.0	79-106
MAIRD	90.0	86-106
MATEFL	105.0	105-105
<b>International English language Testing System (IELTS) University-Wide</b>	<b>7.0</b>	<b>6-8.5</b>
MSCIS	7.0	6.5-8
MEIESM	6.5	6.5-6.5
LL.M.	7.0	6-7
MAHRSJ	7.5	7.5-7.5
MBA	7.0	6-7.5

Tests	Score	
	Median	Range
MPH	6.5	6.5-6.5
MSE	7.0	6-7.5
MSM	6.8	6-7.5
MPA	6.5	6.5-6.5
MAIRD	7.0	6-8.5
MATEFL	7.5	6-8
<b>GRE: Quantitative University-Wide</b>	<b>158.0</b>	<b>154-167</b>
MSCIS	158.0	157-167
MEIESM	160.5	154-167
MSE	156.5	155-158
MSM	157.0	157-157
<b>GMAT: Quantitative University-Wide</b>	<b>47.5</b>	<b>47-48</b>
MBA	47.0	47-47
MSE	48.0	48-48
<b>LSAT University-Wide</b>	<b>152.0</b>	<b>147-171</b>
LL.M.	152.0	147-171

Source: The Office of Admissions

## International Students

### Undergraduate

Table 4.1. Enrolled Undergraduate International Students by Sex, Degree program and Country of Citizenship for Fall 2023<sup>1</sup>

Country of Citizenship <sup>2</sup>	BAB		BAEC		BAPG		BSCS		BSDS		BSES		BSESS		BSN		Total		Grand
	Female	Male	Female	Male	Female	Male	Female	Male	Female	Male	Female	Male	Female	Male	Female	Male	Female	Male	Total
Australia	0	1	0	0	0	0	0	1	0	0	0	0	0	0	0	0	0	2	2
Canada	0	0	0	0	0	0	0	0	0(1)	0(1)	0	1	0	0	0	0	0(1)	1(1)	1(2)
Cyprus	0	0	0	1	0	0	0	0	0	0	0	0	0	0	0	0	0	1	1
Egypt	0	0	0(1)	0	0	0	0	0	0	0	0	1	0	0	0	0	0(1)	1	1(1)
France	0	0	0(1)	0	0	0	0	0	0	0	0	0	0	0	0	0	0(1)	0	0(1)
Georgia	1(1)	0	0	1	0	1	0(1)	1(1)	0	0	0	0	0	0	0	0	1(2)	3(1)	4(3)
Ghana	0	0	0	0	0	0	0	0	0	0	0	0	0	0	1	0	1	0	1
Greece	0	0(1)	0	0	0	0	0	0	0	0	0	0	0	0	0	0	0	0(1)	0(1)
India	0	1	0	0	0	0	0	0	0	0	0	0	0	0	0	0	0	1	1
Iraq	0	0	0	0	0	0	0(1)	0	0	0	0	0	0	0	0	0	0(1)	0	0(1)
Islamic Republic of Iran	0(3)	2	0(5)	0	0(1)	2	1(4)	7(2)	0(1)	1(1)	0(1)	1(1)	0	0	0	0	1(15)	13(4)	14(19)
Israel	0	0	0	1	0	0	0	0	0	0	0	0	0	0	0	0	0	1	1
Italy	0	0	0	0	0	0	0	0	0	0	0(1)	0	0	0	0	0	0(1)	0	0(1)
Kazakhstan	0(1)	0	0	0	0	0	0	0	0	0	0	0	0	0	0	0	0(1)	0	0(1)
Lebanon	0(1)	1(1)	2(6)	0	0(1)	0	0	0(1)	0	0(1)	0	2	0(1)	1	0	0	2(9)	4(3)	6(12)
Netherlands	0	0	1	0	0	0	0	0	0	0	0	0	0	0	0	0	1	0	1
Russian Federation	2(24)	21(8)	1(19)	6	0(1)	5(1)	0(7)	8(5)	0(11)	14	0(2)	3(1)	0(1)	4	0	0	3(65)	61(15)	64(80)
South Korea	0	1	0	0	0	0	0	0	0	0	0	0	0	0	0	0	0	1	1
Syrian Arab Republic	0(1)	6(1)	1(11)	2(1)	1(2)	1(1)	1(3)	2	0(1)	1	0	3(1)	0	0	0	0	3(18)	15(4)	18(22)
Turkey	0	0	0	0	0	1	0	0	0	0	0	0	0	0	0	0	0	1	1
Ukraine	0	2	0	0	0	0	0	3	0	0	0	0	0	0	0	0	0	5	5
United Kingdom	0	0	1(1)	0	0	0	0	0	0	0	0	0	0	0	0	0	1(1)	0	1(1)
United States of America	0(8)	4	3(3)	0	0	2	1	2	0	2	0(2)	3(1)	0	0	0	0	3(13)	13(1)	17(14)
Uruguay	0	0	1(1)	0	0	0	0	0	0	0	0	0	0	0	0	0	1(1)	0	1(1)
Data Not Available	0	1(1)	0	0	0	0(1)	0	0	0	0	0	0	0	0	0	0	0	1(2)	1(2)
<b>Total</b>	<b>3(39)</b>	<b>40(12)</b>	<b>10(48)</b>	<b>11(1)</b>	<b>1(5)</b>	<b>12(3)</b>	<b>2(16)</b>	<b>24(9)</b>	<b>0(14)</b>	<b>18(3)</b>	<b>0(6)</b>	<b>14(4)</b>	<b>0(2)</b>	<b>5</b>	<b>1</b>	<b>0</b>	<b>17(130)</b>	<b>124(32)</b>	<b>142(162)</b>

Source: The Office of the Registrar

<sup>1</sup> The number in parenthesis indicates RoA citizens who hold dual citizenship (one of which is RoA citizenship). This number is not counted in the number of Non-RoA Citizens.

<sup>2</sup> Countries are listed alphabetically.

## Graduate

Table 4.2. Enrolled Graduate International students by Sex, Degree program and Country of Citizenship for Fall 2023<sup>1</sup>

Country of Citizenship <sup>2</sup>	MSCIS		MEIESM		LL.M.		MAHRSJ		MBA		MPH		MSE		MSM		MPSIA		MATEFL		Total		
	Female	Male	Female	Male	Female	Male	Female	Male	Female	Male	Female	Male	Female	Male	Female	Male	Female	Male	Female	Male	Female	Male	
France	0	0	0	0	0	0	0	0	0	0	0	0	0	0	0	0	0	1	0	0	0	1	
Georgia	0(1)	1	0	0	0	0	0	0	0	0	0	0	0	0	0	0	0	0	0	0	0(1)	1	
Greece	0	0	0	0	0	0(1)	0	0	0	0	0	0	0	0	0	0	0	0	0	0	0	0(1)	
India	0	0	0	0	0	0	0	0	0	0	4	3	0	0	0	0	0	0	0	0	0	4	3
Islamic Republic of Iran	1	2	0	0(1)	0	0	0	0	0	0	0	0	0	0	1	0	0	0	0	0	2	2(1)	
Jordan	0	0	0	0	0	0	0	0	0(1)	0	0	0	0	0	0	0	0	0	0	0	0(1)	0	
Lebanon	0	3	0	0	0	1	1	0	0	0	0(2)	0	0	0	0	0	1	0	0	0	1(2)	5	
Russian Federation	0(1)	1	0	0(1)	1(1)	1	0(1)	0	0	1(1)	0	0	0	1	0(2)	0(1)	0	1	1(1)	0	3(7)	6(3)	
Kingdom of Spain	0	0	0	0	0	1	0	0	0	0	0	0	0	0	0	0	0	0	0	0	0	1	
Syrian Arab Republic	0	6	0	1	0(1)	0	0	0	0	0	0(1)	1(1)	0	0	0	0	0	0	0(1)	0	0(3)	8(2)	
Turkmenistan	0	0	0	0	0	0	0	0	0	0	0	0	0	0	0	0	0	0	0	0	0	1	
United States of America	0	0	0	1	0	0	1	0	0	0	0	0	0	0	0(1)	0	0	2	0	0	1(3)	4	
<b>Total</b>	<b>1(2)</b>	<b>13</b>	<b>0</b>	<b>2(2)</b>	<b>1(2)</b>	<b>3(1)</b>	<b>2(1)</b>	<b>0</b>	<b>0(1)</b>	<b>1(1)</b>	<b>4(3)</b>	<b>4(1)</b>	<b>0</b>	<b>1</b>	<b>1(3)</b>	<b>0(1)</b>	<b>0</b>	<b>5</b>	<b>1(2)</b>	<b>0</b>	<b>11(17)</b>	<b>32(7)</b>	

Source: The Office of the Registrar

<sup>1</sup> The number in parenthesis indicates RoA citizens who hold dual citizenship (one of which is RoA citizenship). This number is not counted in the number of Non-RoA Citizens.

<sup>2</sup> Countries are listed alphabetically.

Table 4.2. Enrolled Graduate International students by Sex, Degree program and Country of Citizenship for Fall 2023(cont'd)<sup>1</sup>

Country of Citizenship <sup>2</sup>	MAIRD		MPA		Total	
	Female	Male	Female	Male	Female	Male
France	0	0	0	0	0	1
Georgia	0	0	0	0	0(1)	1
Greece	0	0	0	0	0	0(1)
India	0	0	0	0	4	3
Islamic Republic of Iran	0	0	0	0	2	2(1)
Jordan	0	0	0	0	0(1)	0
Lebanon	0	0	0	0	1(2)	5
Russian Federation	1(1)	1	0	0	3(7)	6(3)
Kingdom Of Spain	0	0	0	0	0	1
Syrian Arab Republic	0	0(1)	0	0	0(3)	8(2)
Turkmenistan	0	1	0	0	0	1
United States of America	0	1	0(2)	0	1(3)	4
<b>Total</b>	<b>1(1)</b>	<b>3(1)</b>	<b>0(2)</b>	<b>0</b>	<b>11(17)</b>	<b>32(7)</b>

Country of Citizenship	CTRA		CTEFL		Total	
	Female	Male	Female	Male	Female	Male
Russian Federation	0(1)	0	0	1	0(1)	1
<b>Total</b>	<b>0(1)</b>	<b>0</b>	<b>0</b>	<b>1</b>	<b>0(1)</b>	<b>1</b>

Source: The Office of the Registrar

<sup>1</sup> The number in parenthesis indicates RoA citizens who hold dual citizenship (one of which is RoA citizenship). This number is not counted in the number of Non-RoA Citizens.

<sup>2</sup> Countries are listed alphabetically.

## RoA Students

### Undergraduate and Graduate Students<sup>1</sup>

Table 5.1. Enrolled RoA Students by Sex, Study Level and Region (Marz) They Come from, Fall 2023

Region (Marz)	Undergraduate			Graduate <sup>2</sup>			Non-Degree			Grand Total
	Female	Male	Total	Female	Male	Total	Female	Male	Total	
Yerevan	833	490	1323	168	71	239	5	2	7	1569
Aragatsotn	7	7	14	6	1	7	0	0	0	21
Ararat	33	17	50	11	2	13	0	0	0	63
Armavir	47	30	77	12	2	14	0	0	0	91
Artsakh	24	20	44	6	0	6	0	0	0	50
Gegharkunik	17	18	35	7	3	10	0	0	0	45
Kotayk	51	32	83	14	4	18	0	0	0	101
Lori	37	6	43	11	5	16	0	0	0	59
Shirak	38	25	63	8	2	10	0	0	0	73
Syunik	22	13	35	4	1	5	0	0	0	40
Tavush	19	8	27	5	3	8	0	0	0	35
Vayots Dzor	5	2	7	1	1	2	0	0	0	9
RoA citizens with permanent address abroad	2	0	2	3	0	3	0	0	0	5
No data available	23	8	31	3	0	3	0	0	0	34
<b>Total</b>	<b>1158</b>	<b>676</b>	<b>1834</b>	<b>259</b>	<b>95</b>	<b>354</b>	<b>5</b>	<b>2</b>	<b>7</b>	<b>2195</b>

Source: The Office of the Registrar

<sup>1</sup> Regions (marzes) are determined by registered address. Includes students who have acquired RoA dual citizenship.

<sup>2</sup> Includes Graduate Certificate-seeking students.

Table 5.2. Enrolled, Degree-Seeking RoA Students by Program and Region (Marz) They Come from, Fall 2023

Region (Marz)	Undergraduate								Total
	BAB	BAEC	BAPG	BSCS	BSDS	BSES	BSESS	BSN	
Yerevan	420	235	76	264	230	66	15	17	1323
Aragatsotn	8	2	0	4	0	0	0	0	14
Ararat	21	11	1	10	3	2	1	1	50
Armavir	16	16	3	30	7	4	0	1	77
Artsakh	11	8	3	12	7	2	1	0	44
Gegharkunik	12	8	1	8	4	2	0	0	35
Kotayk	26	17	7	16	9	7	0	1	83
Lori	17	11	2	4	6	1	1	1	43
Shirak	25	6	3	20	8	1	0	0	63
Syunik	9	4	3	8	8	1	2	0	35
Tavush	8	7	3	5	3	1	0	0	27
Vayots Dzor	2	1	0	2	1	1	0	0	7
RoA citizens with permanent address abroad	0	0	0	0	0	1	1	0	2
No data available	12	8	4	5	1	1	0	0	31
<b>Total</b>	<b>587</b>	<b>334</b>	<b>106</b>	<b>388</b>	<b>287</b>	<b>90</b>	<b>21</b>	<b>21</b>	<b>1834</b>

Source: The Office of the Registrar

Table 5.2. Enrolled RoA Students by Program and Region (Marz) They Come from, Fall 2023 (cont'd)

Region (Marz)	Graduate													Certificate			
	MSCIS	MEIESM	LL.M.	MBA	MPH	MSE	MSM	MAIRD	MPA	MPSIA	MATEFL	MAHRSJ	Total	CTEFL	CTR	CHHM	Total
Yerevan	47	9	21	47	12	7	38	7	10	7	11	11	227	4	6	2	12
Aragatsotn	2	0	1	0	0	2	1	0	0	0	0	1	7	0	0	0	0
Ararat	5	1	0	0	1	0	0	0	1	0	1	0	9	4	0	0	4
Armavir	3	1	1	1	1	1	2	0	0	1	1	2	14	0	0	0	0
Artsakh	0	0	0	1	0	2	1	1	0	0	0	1	6	0	0	0	0
Gegharkunik	2	0	2	0	0	0	1	0	1	0	1	2	9	1	0	0	1
Kotayk	2	0	2	4	2	1	2	1	0	0	1	1	16	1	0	1	2
Lori	0	2	3	1	1	1	2	2	1	0	0	1	14	0	1	1	2
Shirak	2	0	2	1	0	0	0	0	0	1	1	0	7	0	1	2	3
Syunik	0	0	1	0	0	1	1	0	0	0	0	0	3	1	0	1	2
Tavush	0	0	0	1	0	3	1	0	0	0	0	2	7	0	0	1	1
Vayots Dzor	0	0	0	0	0	1	0	0	0	0	0	0	1	1	0	0	1
RoA citizens with permanent address abroad	0	0	0	1	1	0	0	0	0	0	1	0	3	0	0	0	0
No data available	1	0	0	1	0	0	0	0	0	0	1	0	3	0	0	0	0
<b>Total</b>	<b>64</b>	<b>13</b>	<b>33</b>	<b>58</b>	<b>18</b>	<b>19</b>	<b>49</b>	<b>11</b>	<b>13</b>	<b>9</b>	<b>18</b>	<b>21</b>	<b>326</b>	<b>12</b>	<b>8</b>	<b>8</b>	<b>28</b>

Region (Marz)	Non-Degree			
	NDBAEC	NDMBA	NDCIS	Total
Yerevan	1	4	2	7
Aragatsotn	0	0	0	0
Ararat	0	0	0	0
Armavir	0	0	0	0
Artsakh	0	0	0	0
Gegharkunik	0	0	0	0
Kotayk	0	0	0	0
Lori	0	0	0	0
Shirak	0	0	0	0
Syunik	0	0	0	0
Tavush	0	0	0	0
Vayots Dzor	0	0	0	0
RoA citizens with permanent address abroad	0	0	0	0
No data available	0	0	0	0
<b>Total</b>	<b>1</b>	<b>4</b>	<b>2</b>	<b>7</b>

Source: The Office of the Registrar

## Students Educational Background

### Undergraduate

Table 6.1. Geographic region of institutions from which 2023 Fall Undergraduate Admitted and Enrolled Students Came

School Location	Admitted in 2023	Enrolled in 2023
Public Institutions in Yerevan	324	286
Public Institutions from Marzes	150	128
Private Institutions	95	78
Institutions based outside of Armenia	63	48
<b>Total</b>	<b>632</b>	<b>540</b>

Table 6.2. Institutions from which 2023 Fall Undergraduate Admitted and Enrolled Students Came

Name of School	Admitted in 2023	Enrolled in 2023
<b>Subtotal Institutions based in Armenia</b>	<b>529</b>	<b>460</b>
<b>Subtotal Public institutions in Yerevan</b>	<b>324</b>	<b>286</b>
<b>Subtotal Public Institutions by districts of Yerevan</b>	<b>206</b>	<b>190</b>
<b>Kentron District</b>	<b>59</b>	<b>55</b>
High School N 114 Named After Khachik Dashtents	16	15
A.H. Yeritsyan Gymnasium at Lomonosov Moscow State University Branch	5	5
Hakob Kojoyan Educational Complex	3	3
High School Named After Manuk Abeghyan of National University of Architecture and Construction of Armenia	19	18
High School of Armenian State Pedagogical University	3	3
Tchaikovsky Specialized Secondary Music School	1	1
Yerevan High School N 2	2	2
Yerevan High School N 42 Named After Taras Shevchenko	2	1
Yerevan State Basic Medical College	8	7
<b>Arabkir District</b>	<b>27</b>	<b>27</b>
High School N 54 Named After Manuel Kajuni	8	8
High School N 83 Named After Hambardzum Galstyan	11	11
High School of Yerevan Haybusak University	1	1
Yerevan Basic School N 21 Named After Alexander Shirvanzade	1	1
Yerevan High School N 148 Named After Mushegh Galshoyan	6	6
<b>Nor Nork District</b>	<b>18</b>	<b>17</b>
High School N 139 Named After Karen Demirchyan	8	8
High School N 62 Named After Tatul Krpeyan	2	2
Shahid Fahmideh Educational Complex	4	4
State Medical College Of "Saint Gregory The Illuminator" Medical Center	1	1
Yerevan Regional State College 2 Named After N. Achemyan	2	1
Yerevan Secondary School N 187	1	1
<b>Malatia-Sebastia</b>	<b>22</b>	<b>20</b>
High School N 182 Named After Gevorg Emin	4	4
High School N 190 Named After Galust Gyulbenkyan	3	2
Mkhitar Sebastatsi Educational Complex	7	6
Secondary School N 113 Named After Norik Khachatryan	1	1
Secondary School N 175	1	1
Yerevan High School N 105	1	1
Yerevan High School N 112	1	1
Yerevan High School N 184 Named After Sero Khanzadyan	4	4
<b>Kanaker-Zeytun District</b>	<b>34</b>	<b>29</b>
Armenian-Chinese Friendship School' Foundation	5	4
French College In Armenia	15	13
Heratsi High School of Yerevan State Medical University	6	6

<b>Name of School</b>	<b>Admitted in 2023</b>	<b>Enrolled in 2023</b>
High School N 127 Named After Levon Arisyan	3	3
Physics and Mathematics Specialized School Named After A. Shahinyan (YSU)	4	2
Russian Secondary School N 21	1	1
<b>Ajapnyak District</b>	<b>18</b>	<b>18</b>
High School N 118 Named After Aramais Yerznkyan	11	11
High School N 94 Named After Gurgen Margaryan	1	1
Yerevan High School N 109	4	4
Yerevan High School N 195	1	1
Yerevan Secondary School N 108	1	1
<b>Erebuni District</b>	<b>13</b>	<b>12</b>
"Pokrik Ishkhan" Educational Complex	3	3
High School N 119 Named After Beniamin Zhamkochyan	7	6
High School N 16 Named After Avetik Isahakyan	2	2
Yerevan State Armenian-American Medical College 'Erebouni'	1	1
<b>Avan District</b>	<b>8</b>	<b>8</b>
Financial and Economic College of the Armenian State University of Economics	6	6
Yerevan High School N 170	1	1
Yerevan Secondary School N 87 Named After Lutovika And Hakob Ayntaplyans	1	1
<b>Davtashen District</b>	<b>1</b>	<b>1</b>
Yerevan High School N 189 Named After Samvel Gevorgyan	1	1
<b>Shengavit District</b>	<b>5</b>	<b>2</b>
Yerevan Basic School N 27 Named After Derenik Demirchyan	1	0
Yerevan High School N 46	3	1
Yerevan High School N 65 Named After Leo	1	1
<b>Nork-Marash</b>	<b>1</b>	<b>1</b>
Olympus Educational Complex - High School Of Yerevan	1	1
<b>Subtotal Other Public Institutions in Yerevan</b>	<b>118</b>	<b>96</b>
"Shirakatsy Lyceum" international scientific-educational complex	32	24
Base Lyceum of Armenian National Agrarian University	1	0
Basic College of Armenian State Pedagogical University after Khachatur Abovyan	2	2
Elita Ruben Sargsyan Author's School	4	3
European College In Armenia Foundation	5	5
High School N 29 Named After Andranik Margaryan	22	17
High School of National Polytechnic University of Armenia	43	37
Yerevan State College of Humanities	4	4
Yerevan State College of Informatics	3	2
Yerevan State Humanitarian Technical College	2	2
<b>Subtotal Public Institutions outside of Yerevan</b>	<b>150</b>	<b>128</b>
<b>Subtotal Armavir marz</b>	<b>31</b>	<b>26</b>
Apaga Secondary School	1	0
Armavir High School N 1 Named After Ruben Yeghoyan	1	1
Armavir High School N 4	3	2
Armavir Military And Sports Specialized College Named After Tigran Mets	1	1
Eurnekian Comprehensive School General Education Institution At The Mother See Of Holy Etchmiadzin	7	5
Metsamor N 2 High School Named After Sasha Galstyan	2	2
Nor Armavir Secondary School	1	0
Secondary School Named After Gagik Grigoryan	3	3
Secondary School Named After Hrachya Kochar	1	1

<b>Name of School</b>	<b>Admitted in 2023</b>	<b>Enrolled in 2023</b>
Tairov Secondary School	1	1
Vagharshapat High School N 10 Named After Movses Khorenatsi	6	6
Vagharshapat High School N 2 Named After Grigor Narekatsi	2	2
Vagharshapat High School N 5 Named After Maksim Gorky	2	2
<b>Subtotal Shirak marz</b>	<b>9</b>	<b>9</b>
Gyumri Academic College	3	3
Gyumri High School N 1	1	1
Photon Lyceum	5	5
<b>Subtotal Republic of Artsakh</b>	<b>41</b>	<b>33</b>
Physics and Mathematics Specialized School Named After A. Shahinyan	38	30
Secondary School Named After Edmon Barseghyan	1	1
Stepanakert N 11 High School After V. Jhangiryan	2	2
<b>Subtotal Kotayk marz</b>	<b>19</b>	<b>18</b>
Abovyan High School N 4	5	4
Abovyan High School N 6 Named After Artur Vanoyan	1	1
Akunk Secondary School	1	1
Charentsavan High School Named After Mesrop Mashtots	3	3
Garni High School N 2	1	1
Hrazdan High School N 13	1	1
Karenis Secondary School	1	1
Kotayk Regional State College	1	1
Nor Geghi Secondary School N 1	1	1
Nor Geghi Secondary School N 2 Named After Yury Yeritsyan	1	1
Proshyan Secondary School Named After Petros Ghevondyan	1	1
Ptghni Secondary School	1	1
Secondary School Named After Kolyta Tsarukyan	1	1
<b>Subtotal Ararat marz</b>	<b>9</b>	<b>9</b>
"Mkhchyan Secondary School" SNCO	1	1
Ararat High School	2	2
Ararat Regional State College	2	2
Masis State Agriculture College	1	1
Mrgavan Secondary School	1	1
Norashen Secondary School Named After Avetik Isahakyan	1	1
Urtsadzor Secondary School	1	1
<b>Subtotal Lori marz</b>	<b>13</b>	<b>11</b>
Basic College Of Vanadzor State University After Hovhannes Tumanyan	3	3
Margahovit Secondary School	1	1
Secondary School N 6 Named After Vahan Tekeyan	2	2
Spitak High School After Suren Avetisyan	1	1
Teghut Secondary School	1	1
Vanadzor High School N 11 Named After Griboyedov	2	1
Vanadzor Secondary School N 18 After A. Khlghatyan	1	1
Vanadzor Secondary School N 24 Named After Gevorg Chaush	1	1
Vanadzor Special School With In-Depth Learning Of Mathematics And Natural Sciences Of Mescs Ra	1	0
<b>Subtotal Gegharkunik marz</b>	<b>5</b>	<b>5</b>
Gavar High School	1	1
Sevan High School Named After Kh. Abovyan	2	2
Sevan Multifunctional State College	1	1
Yeranos Secondary School N 1	1	1
<b>Subtotal Syunik marz</b>	<b>9</b>	<b>6</b>
Goris High School N 1	3	2
High School N 2	4	3

<b>Name of School</b>	<b>Admitted in 2023</b>	<b>Enrolled in 2023</b>
Kapan Secondary School N 3	1	1
Noravan Secondary School	1	0
<b>Subtotal Aragatsotn marz</b>	<b>2</b>	<b>1</b>
Lusagyugh Secondary School	1	1
Secondary School Named After Mesrop Mashtots	1	0
<b>Subtotal Ijevan marz</b>	<b>1</b>	<b>0</b>
Tavush Regional College Named After Patrick Devedjian Foundation	1	0
<b>Subtotal Tavush marz</b>	<b>8</b>	<b>7</b>
Berd High School Named After M. Saghumyan	1	0
Aygedzor Secondary School	1	1
Dilijan High School	1	1
High School Named After Garnik Ananyan	4	4
Noyemberyan High School	1	1
<b>Subtotal Vayots Dzor marz</b>	<b>3</b>	<b>3</b>
Yeghegnadzor College	2	2
Yeghegnadzor High School	1	1
<b>Subtotal public institutions in Armenia</b>	<b>474</b>	<b>414</b>
<b>Subtotal Private Institutions</b>	<b>95</b>	<b>78</b>
"114 AREG" School	1	1
"Slavyanskaya" Secondary School	1	1
"Usmunq" School	1	1
"Yerevak" Educational Complex	1	1
Academic High School	11	8
Anatole France French Lycee Foundation	1	1
Aregnazan Educational Complex	5	5
AYB High School	16	14
College of Mesrop Mashtots University	1	1
College Of Plekhanov Russian University Of Economics, Yerevan Branch	2	2
Educational-sport Complex Enterprise of "Gazprom Armenia"	3	3
Eurasia International University and Basic College	2	1
Global Bridge Educational Complex	4	4
Hay Krtutyun Educational Foundation	5	4
Macedan" Private School of Foreign Languages	1	1
Mesrop Mashtots Extended Day Educational Complex	2	2
Quality Schools International Yerevan	1	0
Quantum College	19	12
Shahamir Shahamiryan Educational Complex	3	3
Usum Comprehensive School	15	13
<b>Schools under Russian Military Bases in Armenia</b>	<b>N/A</b>	<b>N/A</b>
<b>Subtotal Institutions based outside of Armenia Alphabetical by Country</b>	<b>63</b>	<b>48</b>
John Abbott College, Canada	1	1
American Academy in Prague, Czech Republic	1	1
Unknown School, Islamic Republic of Iran	1	1
UWC Adriatic, Italian Republic	1	0
Nada International School, Kingdom of Saudi Arabia	1	1
Lincoln High School, New Zealand	1	1
Affiliated High School of Shanxi University, People's Republic of China	1	1
Shanghai Jiao Tong University, People's Republic of China	1	1
Russian Embassy School in Vienna, Republic of Austria	1	1
Gymnasium N 6 of the city of Minsk, Republic of Belarus	1	1
IV High School "Frederic Joliot-Curie", Republic of Bulgaria	1	1
Health Concern Ghana, Republic of Ghana	1	1

<b>Name of School</b>	<b>Admitted in 2023</b>	<b>Enrolled in 2023</b>
Armenian Evangelical Central High School, Republic of Lebanon	1	1
Beirut Evangelical School for Girls and Boys, Republic of Lebanon	1	1
Ghazir Public School, Republic of Lebanon	1	0
Mesrobian High School and Technical College, Republic of Lebanon	1	1
Sahagian L. Megerditchian College, Republic of Lebanon	1	1
Educational Center N 1619 Moscow, Russian Federation	1	1
Gymnasium N 23 of the city of Krasnodar, Russian Federation	1	1
Gymnasium N 24 of the city of Tomsk, Russian Federation	1	0
Gymnasium N 85 of the Petrogradsky District, Russian Federation	1	1
HSE Lyceum, Russian Federation	1	1
Krasnoyarsk School N 152, Russian Federation	1	1
Matriculation Ceremony for Pre-Uni, Russian Federation	1	1
Moscow GBOU School N 121, Russian Federation	1	1
Moscow School N 354 Named After D. Karbysheva, Russian Federation	1	0
Moscow School N 597, Russian Federation	1	1
Moscow State Educational Complex, Russian Federation	1	0
NOU Gymnasium "School of Business" Sochi, Russian Federation	1	1
Private educational institution "Olimp-Plus", Russian Federation	1	1
Russian Medical College, Russian Federation	1	1
Russian Presidential Academy of National Economy and Public Administration, Russian Federation	1	1
SBEI School N 1474, Russian Federation	1	1
SBEI School N 1544, Russian Federation	1	0
SBEI School N 80, Russian Federation	1	0
School N 18 Named After Podolsk Cadets, Russian Federation	1	1
School N 2042 Named After Lazarev, Russian Federation	1	0
Secondary General Education School N 525, Russian Federation	1	1
Secondary School Capital Kit, Russian Federation	1	1
Secondary School N 1250, Russian Federation	1	1
Secondary School N 316, Russian Federation	1	1
Slavic Anglo-American School "Marina", Russian Federation	1	0
Stary Oskol Secondary School N 30, Russian Federation	1	1
State Budgetary Educational Institution N 2120, Russian Federation	1	1
Univers, Krasnoyarsk University Gymnasium N 1, Russian Federation	1	1
Ali Youssef High School, Syrian Arab Republic	1	1
Karen Jeppe Armenian College, Syrian Arab Republic	3	3
Sherborne School, United Kingdom of Great Britain	1	0
Chenango Forks High School, United States of America	1	1
District of Columbia International School, United States of America	1	0
Glendale Community College, United States of America	1	1
High School of Northern University, United States of America	2	2
Miami Dade College, United States of America	1	1
Newton North High School, United States of America	1	1
NorthStar Academy, United States of America	1	1
Pioneer High School, United States of America	1	1
Portland Community College, United States of America	1	0
The Masters School, United States of America	1	0
The Potter's School, United States of America	1	0
The Rivendell Academy, United States of America	1	0
<b>Total</b>	<b>632</b>	<b>540</b>

Source: The Office of the Registrar, the Office of Admissions

## Graduate

Table 6.3. Institutions from which 2023 Fall Graduate Admitted and Enrolled Students Came

Name of Institution	Admitted in 2023	Enrolled in 2023
<b>Total</b>	<b>253</b>	<b>190</b>
<b>Subtotal Institutions based in Armenia</b>	<b>229</b>	<b>173</b>
"French University in Armenia" Foundation	13	11
American University of Armenia	94	58
Armenian National Agrarian University	3	3
Armenian State Pedagogical University	2	2
Armenian State University of Economics	12	12
Armenian-Russian University	11	9
Brusov State University	6	4
Heratsi HS of Yerevan State Medical University	4	3
High School of National Polytechnic University of Armenia	1	1
M. Nalbandyan State University of Shirak	2	2
Military University named after Vazgen Sargsyan	1	1
National Academy of Sciences	1	1
National Polytechnic University of Armenia	8	7
Public Administration Academy of RA	1	1
Yerevan Haybusak University	1	
Yerevan State Medical University after M. Heratsi	10	7
Yerevan State University	56	48
Yerevan State University (Ijevan)	3	3
<b>Subtotal Institutions based outside of Armenia Alphabetical by Country</b>	<b>24</b>	<b>17</b>
University of Bonn, Federal Republic of Germany	1	0
German Jordanian University, Hashemite Kingdom of Jordan	1	1
Islamic Azad University, Islamic Republic of Iran	2	0
University of Applied Science Technology, Islamic Republic of Iran	1	0
Anglo-American University, Prague, Czech Republic	1	1
Artsakh State University, Republic of Artsakh	4	4
Bauman Moscow State Technical University, Russian Federation	1	1
Kuban State Agrarian University, Russian Federation	1	1
M.V. Lomonosov Moscow State University, Russian Federation	1	1
Russian Foreign Trade Academy, Russian Federation	1	1
Russian Presidential Academy of National Economy and Public Administration, Russian Federation	1	1
Southern Federal University, Russian Federation	1	1
The Herzen State Pedagogical University of Russia, Russian Federation	1	1
Ural Federal University, Russian Federation	1	1
Damascus University, Syrian Arab Republic	1	1
Higher Institute of Business Administration, Syrian Arab Republic	1	1
University of Kalamoon, Syrian Arab Republic	1	0
California State University, Northridge, United States of America	1	0
Colorado State University, United States of America	1	0
Loyola Marymount University, United States of America	1	1

Source: The Office of the Registrar, the Office of Admissions

## Students' Academic Performance

### Undergraduate

Table 7.1. Undergraduate students' academic performance by program for Fall 2023

Term	Major Code	A+	A	A-	B+	B	B-	C+	C	C-	D+	D	D-	F	Total N of Grades Given <sup>1</sup>	GM <sup>2</sup>	I	TR	W
Fall2023	BAB	134	377	364	321	317	211	175	164	110	81	78	74	97	2503	2	3	N/A	1
	BAEC	84	213	234	178	161	84	60	68	35	20	22	22	27	1208	N/A	3	N/A	N/A
	BAPG	21	72	64	51	60	27	18	14	7	2	5	5	3	349	N/A	2	N/A	N/A
	BSCS	133	209	217	153	163	126	88	111	58	54	65	66	65	1508	N/A	14	N/A	N/A
	BSDS	67	156	141	111	102	84	57	62	54	30	36	37	44	981	3	N/A	N/A	N/A
	BSES	25	60	53	40	45	23	27	22	18	5	12	14	14	358	N/A	N/A	N/A	N/A
	BSESS	9	4	4	5	6	3	5	5	6	3	1	4	3	58	1	N/A	N/A	N/A
	BSN	N/A	1	5	3	8	6	4	9	9	2	6	N/A	1	54	N/A	N/A	N/A	N/A
	<b>Total</b>		<b>473</b>	<b>1092</b>	<b>1082</b>	<b>862</b>	<b>862</b>	<b>564</b>	<b>434</b>	<b>455</b>	<b>297</b>	<b>197</b>	<b>225</b>	<b>222</b>	<b>254</b>	<b>7019</b>	<b>6</b>	<b>22</b>	<b>N/A</b>

Source: The Office of the Registrar

<sup>1</sup> For letter grades. Does not include Grade missing, Incomplete, Transfer grade, Withdrawal and Waived.

<sup>2</sup> GM-Grade missing, I-Incomplete, TR-Transfer grade, W-Withdrawal.

Table 7.2. Undergraduate students' academic performance by program and by students' year for Fall 2023

Term	Description	GPA	CGPA
Fall2023	<b>BAB</b>	<b>2.8</b>	<b>2.9</b>
	freshman	2.7	2.7
	sophomore	2.9	2.8
	junior	2.8	3.0
	senior	2.8	2.9
	<b>BAEC</b>	<b>3.1</b>	<b>3.1</b>
	freshman	3.0	3.0
	sophomore	3.2	3.2
	junior	3.2	3.2
	senior	3.1	3.2
	<b>BAPG</b>	<b>3.2</b>	<b>3.3</b>
	freshman	3.1	3.1
	sophomore	3.4	3.3
	junior	3.2	3.4
	senior	3.1	2.9
	<b>BSCS</b>	<b>2.7</b>	<b>2.8</b>
	freshman	2.7	2.8
	sophomore	2.8	2.8
	junior	2.8	2.9
	senior	2.5	2.8
	<b>BSDS</b>	<b>2.8</b>	<b>2.9</b>
	freshman	2.9	2.9
	sophomore	2.6	3.0
	junior	2.6	2.9
	senior	3.1	3.1
	<b>BSES</b>	<b>2.9</b>	<b>2.9</b>
	freshman	3.1	3.1
	sophomore	2.5	2.5
	junior	2.9	2.9
	senior	2.9	2.9
	<b>BSESS</b>	<b>2.6</b>	<b>2.6</b>
	freshman	2.6	2.6
<b>BSN</b>	<b>2.2</b>	<b>2.3</b>	
freshman	2.2	2.2	
sophomore	2.1	2.5	
	<b>University wide</b>	<b>2.9</b>	<b>2.9</b>

## Graduate

Table 7.3. Graduate students' academic performance for Fall 2023

Term	Major Code	A+	A	A-	B+	B	B-	C+	C	C-	D+	D	D-	F	Total N of Grades Given <sup>1</sup>	GM <sup>2</sup>	I	NP	P	IP	TR	W	Waived
Fall 2023	MSCIS	14	22	9	9	9	6	2	5	4	N/A	2	1	1	84	N/A	N/A	N/A	17	25	6	10	N/A
	MEIESM	N/A	4	3	3	2	2	2	1	1	N/A	1	N/A	N/A	19	N/A	N/A	N/A	N/A	8	N/A	2	N/A
	LL.M.	6	21	27	15	4	1	1	1	N/A	N/A	N/A	N/A	1	77	N/A	N/A	N/A	N/A	N/A	N/A	1	N/A
	MAHRSJ	1	11	10	5	4	2	N/A	2	N/A	1	N/A	N/A	N/A	36	N/A	N/A	N/A	N/A	8	1	N/A	N/A
	MBA	7	26	24	25	15	7	3	5	10	1	2	1	1	127	3	2	N/A	7	25	N/A	3	N/A
	MPH	10	14	15	12	11	5	5	4	2	N/A	1	N/A	N/A	79	N/A	N/A	N/A	N/A	6	1	1	N/A
	MSE	2	9	8	9	10	4	3	3	N/A	N/A	N/A	N/A	N/A	48	N/A	N/A	N/A	N/A	N/A	1	N/A	N/A
	MSM	N/A	4	5	6	7	3	1	5	4	N/A	N/A	N/A	N/A	35	N/A	N/A	N/A	N/A	8	2	4	N/A
	MPSIA	N/A	8	4	1	1	N/A	N/A	N/A	N/A	N/A	N/A	N/A	N/A	14	N/A	N/A	N/A	N/A	N/A	N/A	N/A	N/A
	MATEFL	1	7	9	8	4	1	N/A	N/A	N/A	N/A	N/A	N/A	N/A	30	N/A	N/A	N/A	N/A	3	N/A	1	N/A
	MAIRD	1	7	6	6	6	3	N/A	N/A	1	N/A	N/A	N/A	N/A	30	N/A	N/A	N/A	N/A	N/A	N/A	3	N/A
	MPA	N/A	5	4	4	2	1	N/A	N/A	N/A	N/A	N/A	N/A	N/A	16	N/A	N/A	N/A	N/A	N/A	N/A	N/A	N/A
<b>Total</b>		<b>42</b>	<b>138</b>	<b>124</b>	<b>103</b>	<b>75</b>	<b>35</b>	<b>17</b>	<b>26</b>	<b>22</b>	<b>2</b>	<b>6</b>	<b>2</b>	<b>3</b>	<b>595</b>	<b>3</b>	<b>2</b>	<b>N/A</b>	<b>24</b>	<b>83</b>	<b>11</b>	<b>25</b>	<b>N/A</b>

Source: The Office of the Registrar

<sup>1</sup> For letter grades. Does not include Grade missing, Incomplete, Transfer grade, Withdrawal and Waived.

<sup>2</sup> GM-Grade missing, I-Incomplete, TR-Transfer grade, W-Withdrawal.

Table 7.4. Graduate students' academic performance by program and by students' year for Fall 2023

Term	Description	GPA	CGPA
Fall2023	<b>MSCIS</b>	<b>2.7</b>	<b>2.9</b>
	first year	2.3	2.3
	other	3.1	3.5
	<b>MEIESM</b>	<b>3.3</b>	<b>3.3</b>
	first year	3.2	3.2
	other	3.5	3.4
	<b>LL.M.</b>	<b>3.6</b>	<b>3.6</b>
	first year	1.9	1.9
	other	3.7	3.7
	<b>MAHRSJ</b>	<b>3.5</b>	<b>3.7</b>
	other	3.5	3.7
	<b>MBA</b>	<b>3.0</b>	<b>3.2</b>
	first year	2.9	2.9
	other	3.1	3.4
	<b>MPH</b>	<b>2.9</b>	<b>3.3</b>
	first year	2.0	2.0
	other	3.0	3.5
	<b>MSE</b>	<b>2.9</b>	<b>3.1</b>
	first year	0.0	0.0
	other	3.1	3.3
	<b>MSM</b>	<b>3.0</b>	<b>3.4</b>
	first year	3.2	3.1
	other	3.0	3.4
	<b>MPSIA</b>	<b>2.7</b>	<b>3.6</b>
	other	2.7	3.6
	<b>TEFL</b>	<b>3.3</b>	<b>3.5</b>
	first year	3.0	3.0
	other	3.4	3.7
	<b>MAIRD</b>	2.6	2.6
	other	2.6	2.6
<b>MPA</b>	3.3	3.4	
other	3.3	3.4	
	<b>University wide</b>	<b>3.0</b>	<b>3.2</b>

## Degrees Granted

### Undergraduate

Table 8.1. Number of Degrees Granted by Academic Programs- Undergraduate

Undergraduate Degree	Initiation Year of Program	2023-2024		Cumulative		Number of credits completed by Degree Recipients <sup>1</sup>
		N	%	N	%	
<b>BAB</b>	2013	133	37.6%	1187	51.2%	15901
<b>BSEC</b>	2013	86	24.3%	573	24.7%	10432
<b>BSCS</b>	2013	57	16.1%	408	17.6%	6989
<b>BSES</b>	2016	61	17.2%	89	3.8%	7333
<b>BSDS</b>	2018	17	4.8%	62	2.7%	2169
<b>Total</b>		<b>354</b>	<b>100.0%</b>	<b>2319</b>	<b>100.0%</b>	<b>42824</b>

Source: The Office of the Registrar

---

<sup>1</sup> Credits transferred are excluded.

## Graduate

Table 8.2. Number of Degrees Granted by Academic Programs – Graduate and Certificates

Degree	Graduate Certificate	Initiation Year of Program	2023-2024		Cumulative	
			N	%	N	%
MSEE <sup>1</sup>		1991 - 1998	N/A	N/A	34	0.7%
MCLS <sup>2</sup>		2001 - 2007	N/A	N/A	76	1.6%
MPH+MBA		2012	N/A	N/A	9	0.2%
MEIESM		1991	3	1.9%	459	9.4%
MSCIS		2001	24	15.6%	355	7.3%
MATEFL		1997	14	9.1%	388	7.9%
LL.M.		1996	13	8.4%	518	10.6%
MPSIA		1994	9	5.8%	636	13.0%
MBA		1991	20	13.0%	1271	26.0%
MPH		1995	6	3.9%	330	6.7%
MSE		2013	8	5.2%	143	2.9%
MSM		2017	18	11.7%	184	3.8%
MAHRSJ		2021	12	7.8%	26	0.5%
	Teaching English as a Foreign Language	1992	10	6.5%	223	4.6%
	Public Health	1995	0	0.0%	28	0.6%
	Law and Public Advocacy	2010	0	0.0%	1	0.0%
	Certificate in Translation	2012	8	5.2%	123	2.5%
	Certificate in Finance	2019	0	0.0%	3	0.1%
	Certificate in Data Analytics	2019	0	0.0%	4	0.1%
	Certificate in Hotel and Hospitality Management	2020	9	5.8%	47	1.0%
	Executive Certificate in Management	2021	0	0.0%	37	0.8%
<b>Total</b>			<b>154</b>	<b>100.0%</b>	<b>4895</b>	<b>100.0%</b>
<b>Total number of graduate degrees granted</b>			<b>127</b>	<b>82.5%</b>	<b>4429</b>	<b>90.5%</b>
<b>Total number of certificates granted</b>			<b>27</b>	<b>17.5%</b>	<b>466</b>	<b>9.5%</b>

Source: The Office of the Registrar

<sup>1</sup> Master of Science in Earthquake Engineering.

<sup>2</sup> Master of Comparative Legal Studies.

## Time to Degree

Table 8.3. Time to Degree University-Wide – Undergraduate

Time to Degree	Graduation Term, Number of Students by Time to Degree															
	Spring 2018	Fall 2018	Spring 2019	Fall 2019	Spring 2020	Fall 2020	Fall 2020	Spring 2021	Fall 2021	Spring 2022	Fall 2022	Spring 2023	Fall 2023	Spring 2024	Total	Total, %
Up to 4	0	1	1	1	1	0	1	4	1	0	0	0	0	0	12	0.5%
4	244	0	282	0	260	0	0	219	0	144	0	277	0	282	1894	81.9%
4.5	0	26	0	15	0	1	33	0	18	0	6	0	12	0	120	5.2%
5	15	0	21	0	13	0	0	16	0	11	0	11	0	26	113	4.9%
5.5	0	1	0	2	0	0	7	0	2	0	2	0	4	0	18	0.8%
6	0	0	10	0	22	0	0	21	0	18	0	21	0	18	111	4.8%
6.5	0	0	0	5	0	0	7	0	5	0	1	0	5	0	23	1.0%
7 and more	0	0	0	0	2	0	0	1	2	6	1	3	2	5	22	1.0%
<b>Grand Total</b>	<b>259</b>	<b>28</b>	<b>314</b>	<b>23</b>	<b>298</b>	<b>1</b>	<b>48</b>	<b>261</b>	<b>28</b>	<b>179</b>	<b>10</b>	<b>312</b>	<b>23</b>	<b>331</b>	<b>2313</b>	<b>100.0%</b>

Source: The Office of the Registrar

## Cohort Graduation and Retention Rate

### Undergraduate

Table 9.1. Cohort (2013-2023)<sup>1</sup> Graduation and Retention Rate – Undergraduate

Year	Size of Cohort		1 Year Retention		2 Year Retention		4-Year Graduation		5-Year Graduation		6-Year Graduation		Transfers Out	Students Still Enrolled as of Spring 2024 but did not graduate		Graduation rate as of June 30, 2022		Graduation rate as of June 30, 2023		Graduation rate as of June 30, 2024	
	N		N	%	N	%	N	%	N	%	N	%		N	%	N	%	N	%	N	%
2013	281		242	86%	229	81%	187	67%	210	75%	221	79%	N/A	0	0%	229	81%	229	81%	229	81.0%
2014	387		358	93%	335	87%	245	63%	292	75%	319	82%	N/A	0	0%	328	85%	328	85%	328	85.0%
2015	405		358	88%	345	85%	283	70%	314	78%	336	83%	N/A	4	1%	344	85%	355	88%	356	87.9%
2016	402		373	93%	341	85%	261	65%	309	77%	329	82%	N/A	15	4%	329	82%	334	83%	335	83.3%
2017	354		318	90%	287	81%	220	62%	250	71%	304	86%	N/A	40	11%	250	71%	274	77%	277	78.2%
2018	251		219	87%	205	82%	148	59%	172	69%	189	75%	N/A	56	22%	148	59%	172	69%	189	75.3%
2019	427		382	89%	374	88%	267	63%	292	68%	N/A	N/A	N/A	47	11%	N/A	N/A	267	0.63	292	68.4%
2020	457		400	88%	394	86%	280	61%	N/A	N/A	N/A	N/A	N/A	102	22%	N/A	N/A	N/A	N/A	280	61.3%
2021	486		430	88%	422	87%	N/A	N/A	N/A	N/A	N/A	N/A	N/A	N/A	N/A	N/A	N/A	N/A	N/A	N/A	N/A
2022	509		461	91%	N/A	N/A	N/A	N/A	N/A	N/A	N/A	N/A	N/A	N/A	N/A	N/A	N/A	N/A	N/A	N/A	N/A
2023	531		N/A	N/A	N/A	N/A	N/A	N/A	N/A	N/A	N/A	N/A	N/A	N/A	N/A	N/A	N/A	N/A	N/A	N/A	N/A

Source: The Office of the Registrar

<sup>1</sup> Cohort: Entering full-time degree-seeking students as of the end of the add/drop period. Students who enroll within the add/drop period are included. Reporting is for the first-term cohort of the noted academic year.

## Graduate

Table 10.1. Cohort<sup>1</sup> (2017-2023) Graduation and Retention Rate – Graduate

Year	Size of Cohort		1-Year Retention <sup>2</sup>		3-Year Graduation		Transfers Out		Students Still Enrolled After 3 Years		Graduation as of June 30, 2024	
	N		N	%	N	%	N	%	N	%	N	%
<b>Cohort for Year 2017</b>	185		136	73.5%	157	84.9%	N/A	N/A	2	1.1%	160	86.5%
<b>Cohort for Year 2018</b>	188		135	71.8%	157	83.5%	N/A	N/A	5	2.7%	164	87.2%
<b>Cohort for Year 2019</b>	174		131	75.3%	146	83.9%	N/A	N/A	5	2.9%	152	87.4%
<b>Cohort for Year 2020</b>	265		242	91.3%	203	76.6%	N/A	N/A	0	0.0%	203	76.6%
<b>Cohort for Year 2021<sup>3</sup></b>	181		136	75.1%	140	72.4%	N/A	N/A	N/A	N/A	108	59.7%
<b>Cohort for Year 2022<sup>4</sup></b>	113		100	88.5%	N/A	N/A	N/A	N/A	N/A	N/A	N/A	N/A
<b>Cohort for Year 2023</b>	203		N/A	N/A	N/A	N/A	N/A	N/A	N/A	N/A	N/A	N/A

Source: The Office of the Registrar

<sup>1</sup> Cohort: Entering full-time degree-seeking students as of the end of the add/drop period. Students who enroll with the add/drop period are included. Reporting is for the first-term cohort of the noted academic year.

<sup>2</sup> Retention rate can be lower than graduation rate because some students may drop out of college before graduating, meaning that fewer students are retained from one year to the next than are graduating. Additionally, a college's graduation rate could be higher due to transfer students, who are not included in the retention rate. For example, if a college has a high graduation rate due to many transfer students, but does not retain as many students from year to year, it could still have a lower retention rate.

<sup>3</sup> Cohort size revised from the 2021-2022 Factbook with corrected data.

<sup>4</sup> In Fall 2022 for PSIA cohort a course was cancelled, therefore all students ended up having 9 credits instead 12 credits but they still considered full time as a result of administrative action

Table 10.2. Cohort<sup>1</sup> (2017-2023) Graduation and Retention Rate – Graduate (cont'd)

Year	Size of Cohort	1-Year Retention <sup>2</sup>		3-Year Graduation <sup>3</sup>		Transfers Out		Students Still Enrolled After 3 Years N <sup>4</sup>		Graduation as of June 30, 2022		Graduation as of June 30, 2023		Graduation as of June 30, 2024	
	N	N	%	N	%	N	%	N	%	N	%	N	%	N	%
<b>Cohort for Year 2017</b>	185	136	73.5%	157	84.9%	N/A	N/A	2	1.1%	160	86.5%	160	86.5%	160	86.5%
<b>Cohort for Year 2018</b>	188	135	71.8%	157	83.5%	N/A	N/A	5	2.7%	162	86.2%	164	87.2%	164	87.2%
<b>Cohort for Year 2019</b>	174	131	75.3%	146	83.9%	N/A	N/A	5	2.9%	146	83.9%	152	87.4%	152	87.4%
<b>Cohort for Year 2020</b>	265	242	91.3%	203	76.6%	N/A	N/A	0	0.0%	138	52.1%	203	76.6%	215	81.1%
<b>Cohort for Year 2021</b>	181	136	75.1%	140	77.3%	N/A	N/A	N/A	N/A	N/A	N/A	108	59.7%	140	77.3%
<b>Cohort for Year 2022</b>	113	100	88.5%	N/A	N/A	N/A	N/A	N/A	N/A	N/A	N/A	N/A	N/A	67	59.3%
<b>Cohort for Year 2023</b>	203	N/A	N/A	N/A	N/A	N/A	N/A	N/A	N/A	N/A	N/A	N/A	N/A	N/A	N/A

Source: The Office of the Registrar

<sup>1</sup> Cohort: Entering full-time degree-seeking students as of the end of the add/drop period. Students who enroll with the add/drop period are included. Reporting is for the first-term cohort of the noted academic year.

<sup>2</sup> 1-year retention: Degree seeking students from the cohort who are still enrolled as of the end of the add/drop period in same term of following year. This includes students who transferred from full-time to part-time enrollment status. (1-year retention rate is a percentage of the entering cohort.)

<sup>3</sup> 3-year graduation: Students from the cohort who graduate (complete degree requirements and are granted a degree) by the end of third academic year. (Graduation rate is a percentage of the entering cohort.)

<sup>4</sup> Students still enrolled at start of fourth academic year.

## Student Tuition Support

Table 11.1 Student Tuition Support – Undergraduate and Graduate

Categories	N of students <sup>1</sup>			Amount of financial aid granted in AMD		
	Male	Female	Total	Male	Female	Total
<b>Number of degree-seeking students</b>	<b>957</b>	<b>1466</b>	<b>2423</b>			
Graduate Certificate	2	28	30			
Graduate	132	252	384			
Undergraduate	823	1186	2009			
<b>Number of students receiving some form of assistance<sup>2</sup></b>	<b>445</b>	<b>754</b>	<b>1199</b>	<b>831,931,424</b>	<b>502,404,013</b>	<b>1,334,335,437</b>
Graduate Certificate	1	17	18	5,685,750	28,783,500	29,755,500
Graduate	56	129	185	59,590,846	145,032,298	204,623,144
Undergraduate	388	608	996	455,771,750	615,452,689	1,071,224,439
<b>Applied for Need-Based Assistance</b>	<b>394</b>	<b>696</b>	<b>1090</b>			
Graduate Certificate <sup>3</sup>	0	16	16			
Graduate <sup>4</sup>	36	111	147			
Undergraduate <sup>5</sup>	358	569	927			
<b>Need-Based Assistance</b>						
<b>Received Tuition (Need-Based) Assistance</b>	<b>299</b>	<b>696</b>	<b>995</b>	<b>135,089,221</b>	<b>362,063,043</b>	<b>496,152,264</b>
Graduate Certificate	0	11	11	-	3,213,000	3,123,000
Graduate	25	81	106	11,530,944	27,699,625	39,230,569
Undergraduate	274	604	878	122,558,277	331,150,418	455,708,695
<b>Received Need-Based Scholarship (Named and Other)<sup>6</sup></b>	<b>401</b>	<b>747</b>	<b>1148</b>	<b>155,994,917</b>	<b>299,677,734</b>	<b>455,672,651</b>
Graduate Certificate	0	0	0	-	-	-
Graduate	36	80	116	10,095,000	23,560,500	33,655,500
Undergraduate	365	667	1032	145,899,917	216,117,234	422,017,151
<b>Total Received Some Form of Need-Based Assistance</b>	<b>700</b>	<b>1443</b>	<b>2143</b>	<b>290,084,138</b>	<b>661,740,777</b>	<b>951,824,915</b>
<b>Merit-Based and Other Assistance<sup>7</sup></b>						
<b>University Academic Excellence Scholarship (UAES)</b>	<b>18</b>	<b>24</b>	<b>42</b>	<b>10,074,375</b>	<b>17,085,000</b>	<b>27,159,375</b>
Graduate	6	4	10	3,165,000	2,610,000	6,225,000
Undergraduate	12	20	32	6,459,375	14,475,000	20,934,375
<b>Received Non-Need-Based Scholarship (Named and Other)<sup>8</sup></b>	<b>1</b>	<b>1</b>	<b>2</b>	<b>3,500,000</b>	<b>2,250,000</b>	<b>5,750,000</b>
Graduate	1	0	1	3,500,000	-	3,500,000
Undergraduate	0	1	1	-	2,250,000	2,250,000

<sup>1</sup> Unique number of students.

<sup>2</sup> Does not include work study.

<sup>3</sup> 10 CHHM students are not included as they do not apply for need-based assistance

<sup>4</sup> 16 MSE students are not included as they do not apply for need-based assistance

<sup>5</sup> 20 BSN students not included as they do not apply for need-based assistance.

<sup>6</sup> The scholarship types are represented in Table 11.2 distinguishing between Need-Based and Non-Need-Based Scholarships

<sup>7</sup> Non-need-based scholarships for Syrian-Armenians no longer available starting from AY2020-2021.

<sup>8</sup> Vartkess M.Balian Merit Award (nominated and selected by a special committee based on merit), Arabkir Hayrenaktsakan Foundation scholarship (a student with documented origin from Arabkir), Aurora Gratitude Scholarship.

Categories	N of students <sup>1</sup>			Amount of financial aid granted in AMD		
	Male	Female	Total	Male	Female	Total
<b>International Academic Scholarship (IAS)</b>	<b>17</b>	<b>10</b>	<b>27</b>	<b>28,268,250</b>	<b>13,141,667</b>	<b>41,409,917</b>
Graduate	1	0	1	668,250	-	668,250
Undergraduate	7	7	14	11,450,000	10,675,000	22,125,000
<b>Scholae Mundi Scholars Scholarship</b>	<b>16</b>	<b>4</b>	<b>20</b>	<b>24,255,000</b>	<b>4,340,000</b>	<b>28,595,000</b>
Graduate	2	2	4	1,500,000	1,035,000	2,535,000
Undergraduate	14	2	16	22,755,000	3,305,000	26,060,000
<b>RoA State Funding</b>	<b>57</b>	<b>6</b>	<b>63</b>	<b>29,894,500</b>	<b>5,200,000</b>	<b>35,094,500</b>
Graduate	6	0	6	3,675,000	-	3,675,000
Undergraduate	51	6	57	26,219,500	5,200,000	31,419,500
<b>MoESCS Scholarship (for graduates only)<sup>1</sup></b>	<b>9</b>	<b>29</b>	<b>38</b>	<b>225,984</b>	<b>1,054,024</b>	<b>1,280,008</b>
<b>AUA supplement to the MoESCS Scholarship</b>	<b>9</b>	<b>29</b>	<b>38</b>	<b>234,016</b>	<b>1,595,976</b>	<b>1,829,992</b>
<b>MoESCS Stipend administered by AUA</b>	<b>4</b>	<b>14</b>	<b>18</b>	<b>648,000</b>	<b>1,719,500</b>	<b>2,367,500</b>
Graduate	3	12	15	1198,000	819,500	1,017,500
Undergraduate	1	2	3	450,000	900,000	1,350,000
<b>MoD "Pativ Unem" program funding (ugrad)</b>	<b>36</b>	<b>0</b>	<b>36</b>	<b>33,000,000</b>	<b>-</b>	<b>33,000,000</b>
<b>AUA supplement to the MoD "Pativ Unem" program funding (ugrad)</b>	<b>36</b>	<b>0</b>	<b>36</b>	<b>27,940,000</b>	<b>-</b>	<b>27,940,000</b>
<b>Program Specific</b>	<b>4</b>	<b>40</b>	<b>44</b>	<b>3,618,000</b>	<b>36,671,480</b>	<b>40,289,480</b>
Graduate Certificate	0	10	10	-	1,842,750	1,842,750
Graduate	4	13	17	3,618,000	11,815,000	15,433,000
Undergraduate	0	17	17	-	23,013,730	23,013,730
<b>Emergency Aid</b>	<b>19</b>	<b>28</b>	<b>47</b>	<b>7,393,750</b>	<b>8,815,000</b>	<b>16,208,750</b>
Graduate	0	5	5	-	1,132,500	1,132,500
Undergraduate	19	23	42	7,393,750	7,682,500	15,076,250
<b>Tuition Remission Subsidy for AUA Employees</b>	<b>1</b>	<b>6</b>	<b>7</b>	<b>1,417,500</b>	<b>6,307,500</b>	<b>7,725,000</b>
Graduate Certificate	0	1	1	-	630,000	630,000
Graduate	0	3	3	-	3,172,500	3,127,500
Undergraduate	1	2	3	1,417,500	2,550,000	3,967,500
<b>Deferred Payment</b>	<b>4</b>	<b>2</b>	<b>6</b>	<b>2,820,500</b>	<b>1,440,000</b>	<b>4,260,500</b>
Undergraduate	4	2	6	2,820,500	1,440,000	4,260,500
<b>Total Received Some Form of Non-Need-Based Assistance</b>	<b>186</b>	<b>164</b>	<b>350</b>	<b>173,289,875</b>	<b>99,620,146</b>	<b>272,910,021</b>
<b>Work study</b>	<b>3</b>	<b>30</b>	<b>33</b>	<b>573,084</b>	<b>8,911,474</b>	<b>9,484,558</b>
Undergraduate	3	30	33	573,084	8,911,474	9,484,558
<b>Average amount of tuition support<sup>2</sup></b>				<b>1,869,509</b>	<b>666,318</b>	<b>1,112,874</b>

Source: The Office of Financial Aid, Office of Human Resources, Office of Financial Services

<sup>1</sup> Summer 2023 included.

<sup>2</sup> Does not include work study.

**Table 11.2 Need-Based and Non-Need-Based Scholarship**

<b>Received Need-Based Scholarship (Named and Other)</b>
<p>AESA STEM Scholarship , AGBU, AGBU and reduction for prerequisite course, aiwa, AIWA LA- Flora Dunaian Memorial Scholarship , AIWA San Francisco: Suzanna Khachatryan Scholarship, AIWA - Boston - Alice Kanlian Mirak Scholarship, Albert and Terry Bezjian Endowed Scholarship, Albert and Violet J. Karagozian Memorial Scholarship, Albert and Violet J. Karagozian Memorial Scholarship Endowment Fund, Alice Kanlian Mirak Endowed Memorial Scholarship, Ameriabank Endowed Scholarship, Anahid and Karekin Minasakanian Memorial Scholarship, Ani &amp; Gor Mesropian Scholarship, Ani Coherian-Ardhaldjian Memorial Scholarship for Women in STEM, Anitsa Minissian Scholarship, Ara and Katherine Mahdessian Scholarship (30th GALA) , Apkarian Foundation Scholarship, Apkarian Foundation Endowed Scholarship, Alex &amp; Arda Yemenidjian Scholarship (30th GALA), Aprahamian Family Scholarship, Ara &amp; Valerie Cherchian Scholarship, Ara Bagdasarian Memorial Endowed Scholarship, Andre Parrot Endowed Scholarship Fund, Anik Vartany Scholarship, Ara Bagdasarian Memorial Scholarship, Araxie Jeanbart Memorial Scholarship , Ara Bagdasarian Memorial Scholarship, Ara Bagdasarian Memorial Endowed Scholarship, Aram &amp; Florence Karagozian Janjigian Endowed Scholarship, Aram and Arousyag Jamgochian Memorial Endowed Scholarship, Arlen Baghdasarian Scholarship, Armik &amp; Laura Agakanian Scholarship (30th Gala) , Armet Alarm and Electronics Scholarship (30th GALA), Armen and Nelly Der Kiureghian Scholarship (30<sup>th</sup> GALA), Armen and Nelly Der Kiureghian Endowment, Armenag Kourdjian Memorial Scholarship, Armenian Medical Fund Endowed Scholarship in Memory of Haig Boyadjian, Armenian Medical Fund: Herand Markarian Endowed Scholarship, Armenian Professional Society, Armenian Professional Society of the SF Bay Area Endowed Scholarship, Armenian Professional Society, Armenouhi Bagdasarian Endowed Scholarship, Armenouhi Boghosian Boghosian Endowed Scholarship, Armenouhi Boghosian Endowed Scholarship, Armenouhi Boghosian Boghosian Endowed Scholarship Fund, Armond and Elena Hairapetian Endowed Scholarship, Armond and Elena Hairapetian Scholarship (30<sup>th</sup> GALA), Arpy Seferian Scholarship, Artin Der Minassians Scholarship, Artsakh Relocation Project Scholarship, Artsakh Relocation Project Scholarship, Arthur &amp; Lily Seredian Scholarship (30th GALA), Ashkhen Bedrossian Varjabedian Endowed Scholarship, Armik &amp; Laura Agakanian Scholarship (30th Gala), Ashkhen Matentsian Memorial Scholarship, AUA Alumni Endowed Scholarship, Aurora Minasian Endowed Scholarship, Baidar Bedevian and Alice Shahbazian Memorial Endowed Scholarship, Barbara Sawrey Scholarship, Bay Area Friends of Armenia (BAFA) Endowed Scholarship, Barsamian Family Scholarship, Berj and Sonia Kalaidjian Endowed Scholarship Fund, Berj and Sonia Kalaidjian Endowed Scholarship, Berdj &amp; Mary Karapetian Scholarship (30th GALA), Berge &amp; Vera Setrakian Scholarship (30th GALA), Calian Family Scholarship, CANN Saghatelian Family Scholarship, Captain Matthew Patrick Manoukian USMC Memorial Endowed Scholarship, Carol Bagdasarian Aslanian Scholarship (30th GALA), Charles &amp; Deborah Poochigian Scholarship, Charles J. Churukian Memorial Endowed Scholarship, Charles J. Churukian Memorial Scholarship, Christine Ekmekjian Memorial Endowed Scholarship, ContourGlobal Hydro Cascade CJSC Scholarship, ContourGlobal Hydro Cascade CJSC Endowed Scholarship Fund, Daniel and Ludmila Sahakian Scholarship (30<sup>th</sup> GALA), David &amp; Margaret Mgrublian Scholarship (30th GALA), David Essayan &amp; Susan Jerian Scholarship (30th GALA), Degroot Charitable Trust Scholarship (30th GALA), Dirouhi and Noubar Kaloshian Memorial Endowed Scholarship, Diane Barsam and Family Scholarship (30th GALA), Dickran Barsam Endowed Scholarship, Donna J Kalajian Scholarship In Memory of Arshalous and Charles Shukloian (30<sup>th</sup> GALA), Dot818, LLC Scholarship (30th GALA), Dr. Hrair and Hilda Garabedian Scholarship, Dr. &amp; Mrs. Garo &amp; Sylvie Tertzakian Scholarship, Dr. Armen Vartany Scholarship, Dr. Maro Sarafian Memorial Endowed Scholarship, Dr. Arsavir Andonian Scholarship, Dr. David Nanigian Scholarship, Dr. John and Alina Doumanian Endowed Scholarship, Dr. Haroutune Armenian Scholarship Fund, Dr. Mihran Agbabian Endowed Scholarship Fund, Dr. Scott Campbell Scholarship Endowment Fund, Dr. Shant &amp; Mrs. Robin Garabedian Scholarship, Dr. Thomas Varbedian Scholarship, Drs. Kevork &amp; Karin Kazanjian Scholarship (30th GALA), Dr. Varoujan A. Chalian Endowed Scholarship, Drs. Ara and Armineh Tavitian Endowed Scholarship, Eddie &amp; Laura Atoian Scholarship (30th GALA), Edward and Eleonore Aslanian Endowed Scholarship, Edward and Vergine Misserlian Endowed Scholarship, Edward Menzigian Memorial Scholarship, Ehsan Rashid Scholarship (balance from 21-22), Dr. Yusuf Sidani scholarship (honorarium), Elia Kahvedjian &amp; Arakel Dirdadian Endowed Scholarship, Father Movses and Garoun Ghazaryan Memorial Scholarship, Garen Demirchian Scholarship (30th GALA), Garbis and Hermine Moutafian Scholarship, Garmery Benevolent Association Endowed Scholarship, Garmery Benevolent Association Endowment, Garo and Sona Gumusyan Endowed Scholarship, Gen and Mrs. Sarkis M. Zartarian Endowed Scholarship, Gerald Abrahamian &amp; Tanya Tsarukyan Scholarship (30th GALA), Greta, John, and Leo Doumanian Endowed Scholarship, Gusine Gralian Arslanian Endowed Scholarship, Hagop and Arshalous Kholamian Memorial Scholarship, Hagop Tchoulhaguian Memorial Scholarship, Hagop and Iroula Manuelian Endowed Scholarship, Haig &amp; Hilda Manjikian Scholarship (30th GALA), Hakop and Boulour Ghazarian Endowed Scholarship, Harmon</p>

**Received Need-Based Scholarship (Named and Other)**

William Hubbard Endowed Scholarship, Harry Bronozian Endowed Scholarship, Harry and Annie Markarian Scholarship (30th GALA), Harry Kullijian Endowed Scholarship, Hekimian Family Scholarship, Herb Schiff & Linda Shahinian Scholarship (30th GALA), Hasmik Mgrdichian Scholarship Endowment Fund - YAWC, Harry & Hilda Sinanian Scholarship (30th GALA), Henry Sahakian Memorial Endowed Scholarship, Heratch & Sonia Dumanian Endowed Scholarship, Hero in Transition Scholarship, HCVT Scholarship Award, Honoring Those Who Served: Investing in our Veterans Education Campaign Endowed Scholarship; Areg Gevorgyan, Honoring Those Who Served: Investing in our Veterans Education Campaign Endowed Scholarship; David Uzunyan, Honoring Those Who Served: Investing in our Veterans Education Campaign Endowed Scholarship; David Virabyan, Honoring Those Who Served: Investing in our Veterans Education Campaign Endowed Scholarship; Hakob Hakobyan, Honoring Those Who Served: Investing in our Veterans Education Campaign Endowed Scholarship; Aziz Aghajanyan, Honoring Those Who Served: Investing in our Veterans Education Campaign Endowed Scholarship; Erik Hajikyan scholarship, Honoring Those Who Served: Investing in our Veterans Education Campaign Endowed Scholarship; David Virabyan scholarship, Honoring Those Who Served: Investing in our Veterans Education Campaign Endowed Scholarship; Shavarsh Muradyan scholarship, Hrant Khachatryan Memorial Scholarship (balance from 21-22), Hovsep & Hilda Fidanian Scholarship (30th GALA), Hratch and Carolyan Kouyoumdjian Endowed Scholarship, Hratch & Carolyn Kouyoumdjian Scholarship (30th GALA), Hriar Cabayan Scholarship (30th GALA), In Honor of Benyamine & Yeve Ekmekjian Endowed Scholarship, In Honor of Greta Zakharyan, In Honor of Stanley M. Brown, In Honor of Stanley M. Brown, In Memory of Theodore Hoersch, PhD, Isabelle Aranosian Hodgson Foundation of 2015 Scholarship, Jack Munushian Charitable Trust Endowed Scholarship, Jack Munushian Charitable Trust Endowed Scholarship for veterans, Jack Munushian Charitable Trust CSE Scholarship named, Jack Munushian Charitable Trust Endowed Scholarship, Janine Barsam Endowment Scholarship, James Puzant Kashian Scholarship Endowment Fund, Janine Barsam Scholarship (30th GALA), John & Alina Doumanian Scholarship (30th GALA), Kamajian & Donigian Family Scholarship, Karen Baghdasaryan and Gohar Hovsepian Endowed Scholarship, Karnig and Santoukht Mikaelian Scholarship, Kathy Lalazarian Endowed Scholarship, Kenn Kakosian Family Scholarship, Kenneth and Cynthia Norian Endowed Scholarship, Kevork & Astghig Shishmanian Memorial Scholarship, Khachatourian Foundation Foundation, Knights and Daughters of Vartan Scholarship, Knights and Daughters of Vartan: Daron Lodge/Araxi Otyag of Northern California, Krikor and Caline Soghikian Endowed Scholarship, Krikor and Mariam Ayvazian Memorial Scholarship, Krikor Garo Anoushian Memorial Scholarship from the AGBU endowment, Lawrence Pitts Scholarship (30th GALA), Leon and Viktoria Shaldjian Foundation, Manoogian Simone Foundation Scholarship for Artsakhtsi students, Manoogian Simone Foundation for CHHM, Mardiros and Maral Koushakjian Endowed Scholarship Fund, Maral Dabaghian Anjargolian Scholarship (30th GALA), Mariam Shahnasarian Memorial Scholarship, Marie Hovagimian Jernazian Scholarship Endowment Fund, Mario Mazzola and Luciana Cavallet Endowed Scholarship, Matthew and Margarethe Mashikian Scholarship, Megerdich and Azniv Dersookian Memorial Endowed Scholarship, Melanie Ookhtens Endowed Memorial Scholarship, Meri Harutyunyan Scholarship, Michael Agbabian Endowed Scholarship, Michael Simonian and Satenick Moradkhanian Scholarship, Michael, Sonia, and Debbie Ohanian Endowed Scholarship Fund, Mihran Agbabian Endowed Scholarship Fund, Mika Aghababyan Endowed Scholarship, Mikayel Vardanyan scholarship (balance from 20-21), Minakyan Foundation Scholarship in Memory of Kevork & Alice Janjigian, Misserlian - Manukyan Family Scholarship, Misserlian Families Scholarship, Nancy R Kolligian Scholarship, Naz Atikian Scholarship (30th GALA), Nisan Yaubyan Endowed Scholarship Fund, Nisan Yaubyan Endowed Scholarship, Nora and Herb Tertzag Memorial Endowed Scholarship, Noubar and Tracy Ouzounian Endowed Scholarship, Ohannes and Hripsime Doumanian Endowed Scholarship, Paparigian Foundation Scholarship, Paul Zareh Bedoukian Scholarship, Paul Kalemkarian Memorial Scholarship, Paul and Primrose Demirdjian Scholarship, Pearl and Luther Farajian Student Scholarship, Raffi and LeAnn Aharonian Scholarship, Raffi and LeAnn Aharonian Scholarship (30th GALA), Raffi and LeAnn Aharonian Scholarship, "Raffi and the Rippers" Scholarship, Raffi Yeghiayan Scholarship, Raffi Rupchian and Taguhi Tsarukyan Rupchian Scholarship (30th GALA), Rafi & Edna Ghazarian Endowed Scholarship, Rafik and Helly Khatchaturian Scholarship, Randall Rhodes Scholarship Endowment Fund, Razmik Arzumanyan Memorial Scholarship, Renita Esayian Endowed Scholarship, Renita Esayian Scholarship, Robert and Emilia Shaldjian Scholarship, Robert & Maral Adalian Scholarship (30th GALA), Rosemarie Danelian Kalemkarian Memorial Scholarship, SADA Systems Scholarship, Safoian Family Endowed Scholarship in support of Honoring Those Who Served, Safoian Family Scholarship Endowment Fund YAWC, Safoian Family Scholarship( 30<sup>th</sup> GALA), Sara Ann Bilezikian Endowed Scholarship Fund-YAWC, Satenig Der Torosian Scholarship, ServiceTitan Endowed Scholarship, Scholae Mundi Scholars Scholarship, Seta and Stepan Karamardian Endowed Scholarship Seth and Arsine Arsenian Endowed Scholarship, Seth and Arsine Arsenian Scholarship Fund (30<sup>th</sup> GALA), Sevag & Jackie Ajemian Scholarship (30th GALA), Siroun Gureghian

**Received Need-Based Scholarship (Named and Other)**

Endowed Scholarship, Sinan & Angele Sinanian Scholarship (30th GALA), SJS Charitable Trust Endowed scholarship, Stephen and Bergouhi Dokouzian Family Endowed Scholarship, Stephen and Bergouhi Dokouzian Family Endowed Scholarship, Sonia Boghosian Scholarship, Sumbat and Arax Der Kiureghian Memorial Endowed Scholarship Fund, HTWS, The Edele Hovnanian Foundation Endowed Scholarship, The Louise Doumanian Memorial Endowed Scholarship, The Hacop M. Baghdassarian Scholarship (30th GALA), The Mgrublian Family Endowed Scholarship, The Sylvia and Stephen Melikian Family, in honor of Clifford Melikian, Endowed Scholarship, Troy Kevork Wickett and Justine Yeshil Wickett Endowed Scholarship, Tufenkian Family Scholarship in Memory of Savey Tufenkian (30th GALA), Turpanjian Foundation Scholarship, Turpanjian Foundation Scholarship, Vagharshak and Shooshanig Shahinian Memorial Endowed Scholarship, Vahak & Alice Petrossian Scholarship (30th GALA), Vahe & Aida Yeghiazarian Scholarship (30th GALA), Vahe & Ruzan Kuzoyan Scholarship (30th GALA), Vahe & Lisa Karamardian Scholarship (30th GALA), Vahe and Armine Meghrouni Endowed Scholarship in Honor of The Armenian Unknown Soldier, Varant and Hoori Melkonian Endowed Scholarship, Vartkes & Jean Barsam Endowed Scholarship, Vazgen Aghakhani Memorial Scholarship, Vazken & Maro Ekmekjian Endowed Scholarship, Veterans of Armenia Scholarship, Veteran Scholarship In Memory of Theodore Hoersch, PhD, Violet J. Karagozian Memorial Endowed Scholarship, Vigen & Houry Ghazarian Scholarship (30th GALA), Vicken & Sossy Aharonian Scholarship, Violet J. Karagozian Memorial Annual Scholarship YMCA Scholarship Program Armenag Kourdjian Memorial Scholarship 22-23, Violet J. Karagozian Memorial Scholarship, Violet J. Karagozian Memorial Scholarship Endowment Fund - YAWC, William and Nicholas Nazarian Scholarship Endowment, William Saroyan Endowed Scholarship Fund, Yes, Armenian Women Can! Endowed Scholarship (General)/WSCE, Yervant Demirjian Scholarship (30th GALA) Zabelle Crosson Scholarship, Zareh and Lucik Misserlian Endowed Scholarship, Zaven O. Kodjayan Scholarship

**Received Non-Need-Based Scholarship (Named and Other)**

Arabkir Hayrenaktsakan Foundation scholarship (a student with documented origin from Arabkir), Vartkess M.Balian Merit Award

## Faculty and Staff

### Faculty

Table 12.1. Faculty<sup>1</sup>

College / Center (Including General Education)	Total <sup>2</sup>		Full-Time		Part-Time		Core <sup>3</sup>		Visiting <sup>4</sup>	
	N	%	N	%	N	%	N	%	N	%
ACE	2	0.6%	1	1.1%	1	0.4%	2	0.8%	0	0.0%
CBE	79	22.6%	24	26.1%	55	20.8%	53	20.1%	26	28.3%
CHS	21	6.0%	6	6.5%	15	5.7%	14	5.3%	7	7.6%
CHSS	150	42.9%	41	44.6%	109	41.3%	124	47.0%	26	28.3%
CSE	104	29.7%	20	21.7%	84	31.8%	71	26.9%	33	35.9%
<b>Total Instructional headcount<sup>5</sup></b>	<b>350</b>	<b>100.0%</b>	<b>92</b>	<b>100.0%</b>	<b>264</b>	<b>100.0%</b>	<b>264</b>	<b>100.0%</b>	<b>92</b>	<b>100.0%</b>
<b>Non-Instructional</b>										
Senior Academic Leadership <sup>6</sup>	40	11.4%	39	41.9%	1	0.4%	40	15.1%	0	0.0%
<b>Total headcount<sup>7</sup></b>	<b>351</b>	<b>100.0%</b>	<b>93</b>	<b>100.0%</b>	<b>264</b>	<b>100.0%</b>	<b>265</b>	<b>100.0%</b>	<b>92</b>	<b>100.0%</b>
Researchers and Teaching Assistants on employment contract <sup>8</sup>	11									
Researchers and Teaching Assistants on service contract	126									

Source: Offices of Human Resources

<sup>1</sup> For Fall 2023 and Spring 2024 semesters, and 2023 Summer semester for MSM program. Faculty who teach in more than one program are counted in each program they teach but only once in total headcount.

<sup>2</sup> The total numbers of instructional and non-instructional faculty in Colleges/Center are duplicative but is not duplicative in the Total for each category or the Total Faculty Headcount.

<sup>3</sup> See Description of Data.

<sup>4</sup> See Description of Data.

<sup>5</sup> The faculty list is based on courses taught or co-taught, and it includes all full-time/part-time staff who taught for at least one semester. Full-time faculty members who have administrative duties are not included in the staff list. Total Faculty Headcount is duplicative for core and visiting, therefore some of percentages might be higher than 100%.

<sup>6</sup> See Description of Data.

<sup>7</sup> Total Faculty Headcount is not duplicative.

<sup>8</sup> Includes researchers and teaching assistants/associates in AUA research centers. Does not include research faculty, who are included in the respective College/Center.

**Table 12.2. Faculty Composition by Sex, Citizenship, and Education**

<b>Categories</b>	<b>N</b>	<b>%</b>
<b>Sex</b>		
Female	141	40.3%
Male	209	59.7%
<b>Highest Degree Earned</b>		
Doctoral or equivalent <sup>1</sup>	177	50.6%
Master's <sup>2</sup>	153	43.7%
Bachelor's <sup>3</sup>	20	5.7%
<b>Citizenship</b>		
Australia	2	0.6%
Canada	3	0.9%
Czech Republic	1	0.3%
Federal Republic of Germany	1	0.3%
Georgia	1	0.3%
Japan	1	0.3%
Kingdom of the Netherlands	1	0.3%
Lebanese Republic	1	0.3%
Republic of Armenia	287	82.0%
Republic of Greece	2	0.6%
Republic of Ireland	1	0.3%
Republic of Serbia	1	0.3%
Republic of Uzbekistan	1	0.3%
Republic of Bulgaria	1	0.3%
Russian Federation	3	0.9%
Slovak Republic	1	0.3%
United Kingdom	5	1.4%
United States of America	35	10.0%
Not available	2	0.6%
<b>Total</b>	<b>350</b>	<b>100.0%</b>

Source: Office of Human Resources

<sup>1</sup> This category includes PhD, EdD, MD, and JD.

<sup>2</sup> This category included enhanced Bachelor's degrees.

<sup>3</sup> This category includes BA, BS, BBA, LLB.

Table 12.3. Faculty Composition by Country of Highest Degree

Categories	N	%
Australia	3	0.9%
Austria	1	0.3%
Canada	8	2.3%
Czech Republic	4	1.1%
Federal Republic of Germany	13	3.7%
France	6	1.7%
Georgia	1	0.3%
Italian Republic	7	2.0%
Japan	1	0.3%
Kingdom of Norway	1	0.3%
Kingdom of Spain	4	1.1%
Kingdom of Sweden	2	0.6%
Kingdom of Belgium	1	0.3%
Kingdom of the Netherlands	2	0.6%
Lebanese Republic	5	1.4%
People's Republic of China	2	0.6%
Republic of Armenia	175	50.0%
Republic of Ireland	2	0.6%
Republic of Hungary	3	0.9%
Republic of Turkey	2	0.6%
Russian Federation	11	3.1%
South Korea	1	0.3%
Swiss Confederation	3	0.9%
United Kingdom	20	5.7%
United States of America	72	20.6%
<b>Total</b>	<b>350</b>	<b>100.0%</b>

Source: Office of Human Resources

Table 12.4. Student-Faculty Ratio

College/School Name	Program Name	Full-Time Equivalent
College of Business and Economics	MBA	53.4
	MSE	18.2
	MSM	42.6
	BAB	611.9
College of Humanities and Social Sciences	MATEFL	17.2
	MAHRSJ	22.4
	LL.M.	37
	MPSIA	8.1
	MAIRD	15
	MPA	13
	BAEC	350.8
	BAPG	116.2
College of Science and Engineering	MEIESM	14.4
	MSCIS	67.5
	BSCS	397
	BSDS	297.7
	BSES	98.8
	BSESS	26
College of Health Sciences	MPH	22.9
	BSN	15.3
Graduate Certificate Seeking <sup>1</sup>		11.1
<b>Total Undergraduate Student FTE</b>		<b>1913.6</b>
<b>Total Graduate Student FTE</b>		<b>342.6</b>
<b>Total Student FTE<sup>2</sup></b>		<b>2256.2</b>
<b>Total Faculty FTE<sup>3</sup></b>		<b>177.1</b>
<b>FTE Student to FTE Faculty Ratio</b>		<b>12.7:1</b>

Source: The Office of the Registrar, Office of Human Resources

<sup>1</sup> CTr. has been included in graduate FTE starting from 2020-2021 Factbook

<sup>2</sup> Adjustment to FTE calculation methodology based on new accreditation guidelines.

**Undergraduate Student:** Student FTE=Number of full-time students + 0.392857\* Number of part-time students. A single student is never counted as more than 1.0 FTE.

**Graduate Student:** Student FTE= Number of full-time students + 0.382059\* Number of part-time students. A single student is never counted as more than 1.0 FTE.

<sup>3</sup> Faculty FTE = A+B, where

A=# faculty teaching 18 TCPs or more for courses taught based on university's Faculty Workload policy (<https://policies.aaa.am/policy/13>) (TCPs for administrative responsibilities are added for academic program chairs and deans).

B=total number of credits taught by those faculty members not included in A/18. A single faculty member is never counted as more than 1.0 FTE.

## Staff<sup>1</sup>

Table 12.5. Staff<sup>2</sup>

Categories	Full-time <sup>3</sup>	Part-time	Total
Administrative and Professional <sup>4</sup>	33	1	34
Support Services <sup>5</sup>	148	21	169
Operations and Maintenance <sup>6</sup>	14	1	15
<b>Total</b>	<b>195</b>	<b>23</b>	<b>218</b>

Staff	N	%
<b>Total</b>	<b>218</b>	<b>100%</b>
<b>Full-time</b>	<b>195</b>	<b>89.4%</b>
Female	141	72.3%
Male	54	27.7%
<b>Part-time</b>	<b>23</b>	<b>10.6%</b>
Female	16	69.6%
Male	7	30.4%
<b>Highest Degree Earned</b>		
Doctoral or equivalent <sup>7</sup>	4	1.8%
Master's	89	40.8%
Bachelor's <sup>8</sup>	95	43.6%
Other	30	13.8%
<b>Citizenship</b>		
Armenia	210	96.3%
Russia	2	0.9%
UK	1	0.5%
USA	5	2.3%
<b>Age</b>		
Up to 30	61	28.0%
31-40	76	34.9%
41-50	32	14.7%
Over 51	49	22.5%

Source: Offices of Human Resources

<sup>1</sup> Include AUAC and AUAF. Does not include researchers, teachers, and instructors involved in University's Extension, and community and outreach programs.

<sup>2</sup> Full-time faculty members who have administrative duties are not included in the staff list.

<sup>3</sup> All full-time/part-time staff who taught for at least one semester are also included in the faculty list.

<sup>4</sup> Administration and professional services include Secretary to the Board and Accreditation Advisor, Manager, Registrar, Director/Manager of Administrative Unit (Except for Maintenance and Housekeeping Services), Personnel Coordinator, Accountant, Nurse, Counselor.

<sup>5</sup> Support services include Office of the Registrar (except for the Registrar), Office of Institutional Advancement, Library (except for the Director), ICTS (except for the Director), AUA Extension (except for the Director), Assistant Director/Manager, Coordinator, Program Leader, Purchaser, Cashier, Administrative or Program Assistant/Secretary, Copy and Fax Services, Call Center.

<sup>6</sup> Operations and maintenance include Facilities (except Director/Manager), Housekeeping (all), Energy, Maintenance and Transportation Services, Driver.

<sup>7</sup> This category includes PhD, DrPH, EdD, MD, and JD and equivalent.

<sup>8</sup> This category includes BA, BS, BBA, LLB, and 5-year enhanced Bachelor's degree.

## Alumni

Table 13. Alumni – Graduate (1993-2023) and Undergraduate (2017-2023)<sup>1</sup>

### Geographic Location

Armenia vs Abroad	Undergraduate		Graduate	
	N	Valid %	N	Valid %
Armenia	1642	82.2%	3274	68.8%
Abroad	356	17.8%	1355	28.5%
Unknown	0	0.0%	129	2.7%
<b>Total</b>	<b>1998</b>	<b>100.0%</b>	<b>4758</b>	
June 2023 graduates	331		98	
<b>Grand Total</b>	<b>2329</b>		<b>4856</b>	

### General Employment Status of AUA Alumni

Employment Status	Undergraduate		Graduate	
	N	Valid %	N	Valid %
Employed <sup>2</sup>	1393	69.7%	3889	81.7%
Continuing graduate education	170	8.5%	95	2.0%
Seeking job	128	6.4%	164	3.4%
Other	307	15.4%	610	12.8%
<b>Total</b>	<b>1998</b>	<b>100.0%</b>	<b>4758</b>	<b>100.0%</b>
June 2023 graduates	331		98	
<b>Grand Total</b>	<b>2329</b>		<b>4856</b>	

### Distribution of Employed Alumni based on Geographic Location

Categories	Undergraduate		Graduate	
	N	%	N	Valid %
Employed in Armenia	1168	83.8%	2775	71.4%
Employed Abroad	225	16.2%	1114	28.6%
<b>Total</b>	<b>1393</b>	<b>100.0%</b>	<b>3889</b>	<b>100.0%</b>

Source: Office of Alumni Relations

<sup>1</sup> The figures are based on living alumni's self-reported information obtained from the Office of Alumni Relations.

<sup>2</sup> Employed category includes self-employed alumni.

## AUA Extension

Table 14.1. AUA Extension Courses<sup>1</sup>

Courses	Sections	Enrollments	Male	Female	RoA Citizens	Non-RoA Citizens
Beginners Foreign Language Courses	2	11	6	5	0	11
Bookkeeping	3	40	34	6	40	0
Business Communication	1	9	5	4	9	0
Communication Management	2	29	27	2	29	0
Computer Literacy	2	22	18	4	22	0
Creativity in Translation: Going Higher	1	15	14	1	15	0
Design Thinking, Systems Thinking, Critical Thinking	1	26	22	4	25	1
English for Kids	71	948	533	415	947	1
English Language Courses	187	2337	1458	879	2206	131
Fashion Design	1	13	12	1	13	0
Fundamentals of Project Management	1	11	10	1	11	0
German Language Courses	2	18	15	3	15	3
Helping babies breath	1	23	23	0	23	0
Italian Language Courses	1	9	6	3	9	0
Leading People and Organization	1	15	7	8	15	0
Marketing Fundamentals	1	11	8	3	10	1
Mastering Your Facebook and Instagram Ads	1	7	7	0	7	0
Math Proficiency for Successful Admission Courses	13	148	64	84	126	22
Microsoft Excel	3	34	30	4	34	0
Pitching and Presentation Skills	2	24	17	7	23	1
PMP Certification Exam Prep Courses	2	20	12	8	16	4
Proposal Writing	2	21	19	2	21	0
Public Sector Governance	1	19	15	4	18	1
Social Media Marketing	4	56	53	3	56	0
Summer School 2023	6	100	66	34	99	1
The Art of Negotiation	1	11	7	4	10	1
The Nuances of Leadership and Management	1	31	27	4	31	0
Time Management	2	19	16	3	19	0
TOEFL iBT Preparation Courses	7	74	46	28	68	6
Understanding Project Management	1	12	9	3	12	0
Using MBO to Max. Results	1	16	12	4	16	0
WiB Business Communications	1	12	12	0	12	0
WiB Financial Management	2	33	33	0	33	0
WiB Finding Markets	1	18	18	0	18	0
WiB Introduction to Business	2	43	43	0	43	0
WiB Sustainable Entrepreneurship	1	16	16	0	16	0
Winter School for Artsakh Kids	1	22	12	10	22	0
Workshop - Ads Manager	1	14	8	6	14	0
Workshop - HR Employees Engagement and Retention	1	8	7	1	8	0
Workshop - LinkedIn for Job Search	1	20	17	3	19	1
Workshop - Persuasion in Negotiation	1	17	14	3	16	1
Workshop - Positive Intelligence for Personal & Professional Success	1	8	8	0	8	0
Workshop - Thriving in Career and Life	1	17	16	1	17	0
Workshop - Medication Provision and Management	1	10	10	0	9	1
<b>Grand Total</b>	<b>340</b>	<b>4367<sup>2</sup></b>	<b>2812</b>	<b>1555</b>	<b>4180</b>	<b>187</b>

Source: AUA Extension

<sup>1</sup> Enrollment numbers are duplicative for individuals enrolled in more than one course.

<sup>2</sup> Experimental English Clubs 8062 enrollment numbers are not included.

Table 14.2. AUA Extension Instructors

**Sex**

AUA Extension Instructors	N	%
Male	15	13.8%
Female	94	86.2%
<b>Total</b>	<b>109</b>	<b>100.0%</b>

**Highest Degree Earned**

AUA Extension Instructors	N	%
Doctoral or equivalent <sup>1</sup>	12	11.0%
Master's degree	75	68.8%
Bachelor's degree <sup>2</sup>	20	18.3%
Other <sup>3</sup>	1	0.9%
Not available	1	0.9%
<b>Grand Total</b>	<b>109</b>	<b>100.0%</b>

**Citizenship**

AUA Extension Instructors	N	%
Armenia	94	86.2%
Korea	1	0.9%
Russian	2	1.8%
UK	1	0.9%
USA	1	0.9%
Iran, Armenia	2	1.8%
Lebanon, Armenia	3	2.8%
USA, Armenia	1	0.9%
Syria, Armenia	3	2.8%
Canada, Armenia	1	0.9%
<b>Grand Total</b>	<b>109</b>	<b>100.0%</b>

Source: AUA Extension

<sup>1</sup> This category includes PhD, EdD, MD, and JD.

<sup>2</sup> This category includes BA, BS, BBA, LLB and 5-year enhanced Bachelor's degrees.

<sup>3</sup> Other includes BA candidate, CTEFL, CELTA.

## Regional Presence

Table 15. Regional presence

Region (Marz)	Open Education Offices	TRDP Offices	Other
Yerevan	1	0	12 <sup>1</sup>
Aragatsotn	0	0	0
Ararat	0	0	0
Armavir	0	0	0
Gegharkunik	0	0	0
Lori	1	0	0
Kotayk	0	0	0
Shirak	1	1	0
Syunik	2	0	0
Vayots Dzor	1	1	0
Tavush	1	1	0
Javakhk	0	1	0
<b>Total</b>	<b>7</b>	<b>4</b>	<b>12</b>

Region (Marz)	Number of participants who completed training course	Number of businesses established	Number of jobs created
Tavush	27	9	16
Shirak	25	4	6
Vayots Dzor	27	8	17
Javakhk	16	4	8
<b>Total</b>	<b>95</b>	<b>25</b>	<b>47</b>

Source: AUA Extension and Turpanjian Rural Development Program

<sup>1</sup> Includes centers noted in the Overview section (p. 6) except AUA Extension and TRDP.

## AUA's AGBU Papazian Library

Table 16. AUA's AGBU Papazian Library

Categories	As June of 30, 2024
<b>Total Library Collections (including departmental libraries)</b>	<b>702,734</b>
<b>Print Media</b>	<b>30,676</b>
Books and Periodicals	30,676
<b>Non-Print Media</b>	<b>672,058</b>
CDs and DVDs	433
Databases and electronic media	671,625

## Information and Communications Technologies Services

Table 17. Information and Communication Technologies Services

Information and Communication Technologies Services	As of June 30, 2024
Number of Computer-Equipped Classrooms or Labs	9
Total Number of Computer Workstations Available to Students	451
<i>Total Number of Workstations Available in Extension for exams<sup>1</sup></i>	179
Total Number of Tablets Available to Students	117
Total Number of Computers for common usage in library	27
Total Number of Workstations Available to Faculty/Staff/Common usage in Departments <sup>2</sup>	190/360/92=642
Total Number of Service Computers <sup>3</sup>	178
<b>Total computers and Tablets</b>	<b>1603</b>
Ratio of FTE Students Enrolled in Academic Programs to Computer Networked computers (%)	5.0:1 100%

<sup>1</sup> The number should be included in total number of computer workstations available to students.

<sup>2</sup> Does not include workstations available for Faculty and for staff available in AUA Extension.

<sup>3</sup> These are the computers, which do not have individual users; they are used for example for printing, or common usage, or for servers. These also includes podium computers in classrooms.

## Office of Student Affairs

**Table 18. Student Affairs Services**

<b>Career Services</b>	<b>N</b>
Total number of appointments	204
<b>Study Abroad &amp; International Student Services<sup>1</sup></b>	
Total Number of students in Fall 2023	13
Total Number of students in Spring 2024	24
<b>Psychological Counseling</b>	
Total number of clients	212
Total number of sessions	1,085
<b>Disability Support Services</b>	
Total Number of clients	18
<b>Math &amp; Writing Center</b>	
Total number of individual sessions	1,840
Workshops	60
Math sessions	690
Writing sessions	850
<b>Student Activities, Student Clubs &amp; Student Council</b>	
Student Clubs	24
<b>Student Residence (includes rotation)</b>	
Females	79
Males	49

Source: Office of Student Affairs

<sup>1</sup> See details on page 28, Enrollment section.